

Viiul Odoo v14 juhend

Sisukord

v17 juhendi kondikava	3
Üldised teemad	3
Rusikareeglid	3
Tõlkimine	3
Ostutellimuse kinnitamine ja tarnijale kinnituse saatmine	8
Kauba vastuvõtt laomoodulis	8
Receipt, kõik tooted korraga lattu	8
Laoseis koos väärtusega	11
Laoseis tootekaardil	11
Laoseis toodete listvaates	12
Kauba vastuvõtt ostutellimusest	12
Ostuarve tellitud toodetele	13
(!) Lisakulude (landed cost) jagamine	13
Hinnapakkumise koostamine ja saatmine	13
Hinnapakkumise kinnitamine (tekib müügitellimus)	15
Müügitellimuse tühistamine	16
(!) Kauba komplekteerimise töökäsk, Delivery	16
Komplekteerimise PDF	17
Saatelehe PDF	17
Kauba lähetamine ja müügiarve koostamine	18
(!due) Müügiarve müügitellimusest	19
Tagastus müügi poolel - klient tagastab toote	19
Inventuuri ettevalmistus ja lugemislehe trükkimine	23
(!) Inventuuri lugemistulemuste sisestamine ja kinnitamine	24
(!) Arvelevõtmine	25
Mahakandmine	25
Toode	26
Tootekategooria	27
Partner (klient / tarnija)	28
Klient	28
Tarnija	29
E-mailide väljasaatmine	30
Algsaldod raamatupidamises	30
Lisavaatamist	31
Laoliikumised	31
Sisemine liikumine	31
Pro (arendaja) valikud	34
Vaikimisi määrangud (set defaults)	34
Väärtus (valuation)	35
KMD	36
	1

Tarnija arve number
Aasta lõpp

37
39

v17 juhendi kondikava

- * menüü
- * kasutaja õigused, grupid
- * teated (email, chat)
- * kirjade mallid
- * ajastatud toimingud
- * massmuutmine (mass edit - server actions)
- * andmete import 😊

- * partner
- * raamatupidamiskonto
- * toote kategooria koos raamatupidamisega
- * toode

Üldised teemad

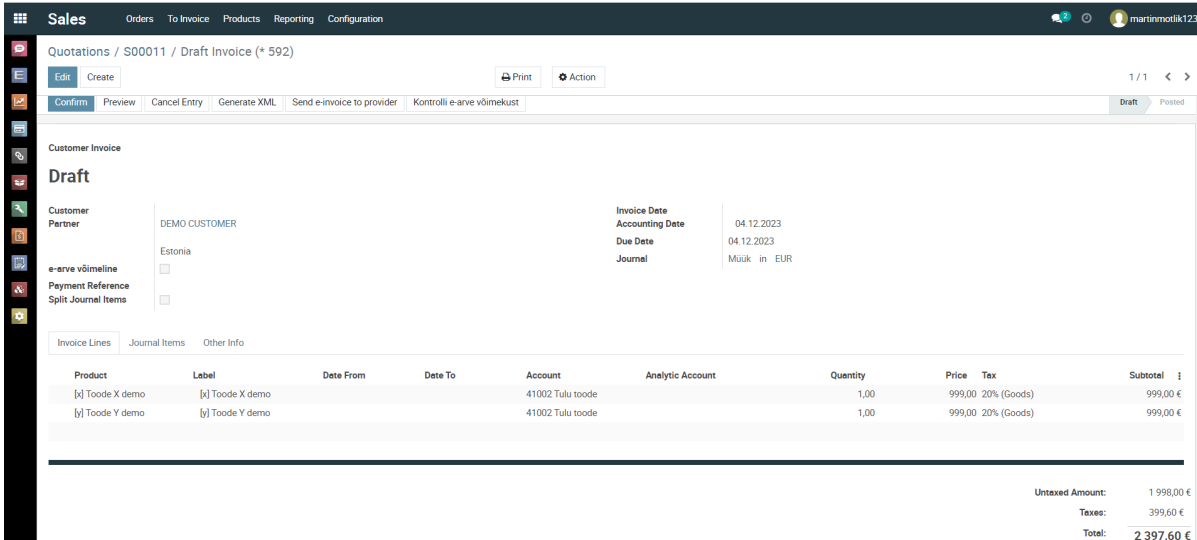
Rusikareeglid

- * Kui sisestad uut klienti / tarnijat, siis jälgige et ei loo uut samanimelist juhuslikult.

Tõlkimine

Tõlkimise näitena kasutame müügitellimuse tõlkimist.

Tõlgitav tellimus



The screenshot shows the Odoo Sales interface for a draft invoice. The header includes navigation tabs (Orders, To Invoice, Products, Reporting, Configuration) and a user profile (martinmotik123). The main content area is titled "Customer Invoice" and "Draft". It displays customer information (DEMO CUSTOMER, Estonia), invoice details (Invoice Date: 04.12.2023, Accounting Date: 04.12.2023, Due Date: Müük in EUR, Journal), and a table of invoice lines. The table has columns for Product, Label, Date From, Date To, Account, Analytic Account, Quantity, Price, Tax, and Subtotal. Two lines are shown: "[x] Toode X demo" and "[y] Toode Y demo", both with a quantity of 1.00 and a subtotal of 999,00 €. The bottom right corner shows a summary: Untaxed Amount: 1 998,00 €, Taxes: 399,60 €, and Total: 2 397,60 €.

Product	Label	Date From	Date To	Account	Analytic Account	Quantity	Price	Tax	Subtotal
[x] Toode X demo	[x] Toode X demo			41002 Tulu toode		1,00	999,00	20% (Goods)	999,00 €
[y] Toode Y demo	[y] Toode Y demo			41002 Tulu toode		1,00	999,00	20% (Goods)	999,00 €

Untaxed Amount: 1 998,00 €
Taxes: 399,60 €
Total: 2 397,60 €

Tellimuse pdf väljund



Viiul Tarkvara OÜ (buyer)
Lossi 1
Jäneda
Lääne-Viru maakond 73602
Eesti

DEMO CUSTOMER
Eesti

Arve mustand

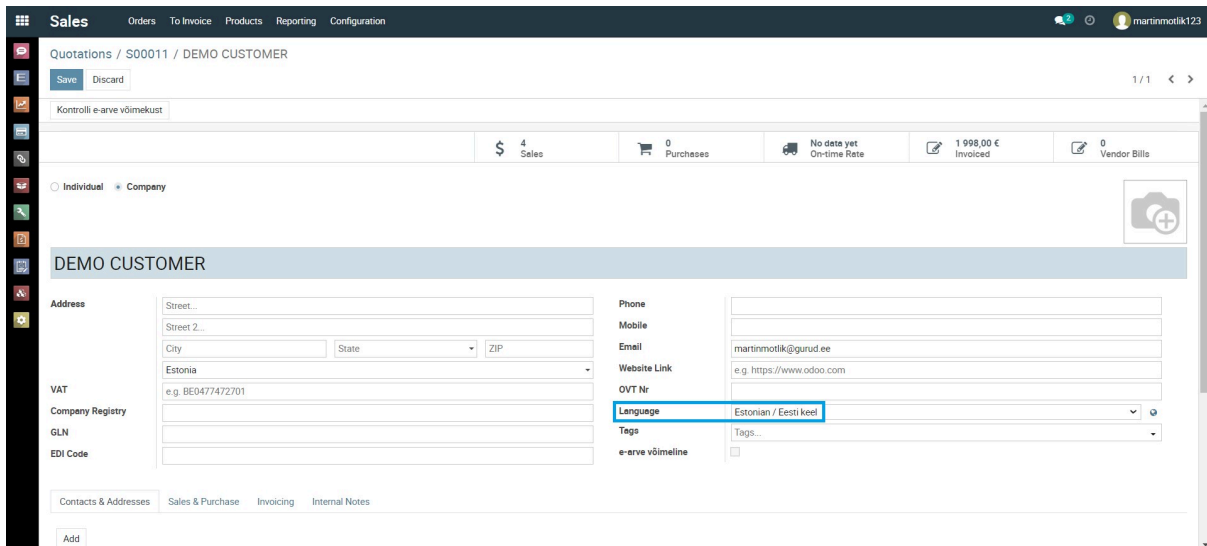
Allikas:
S00011

Kirjeldus	Kogus	Ühikuhind	Maksud	Summa
[x] Toode X demo	1,00	999,00	20	999,00 €
[y] Toode Y demo	1,00	999,00	20	999,00 €
Vahesumma				1 998,00 €
Maksud				399,60 €
Kokku				2 397,60 €

info@viiul.com <https://viiul.com> KMKR nr: EE102005521

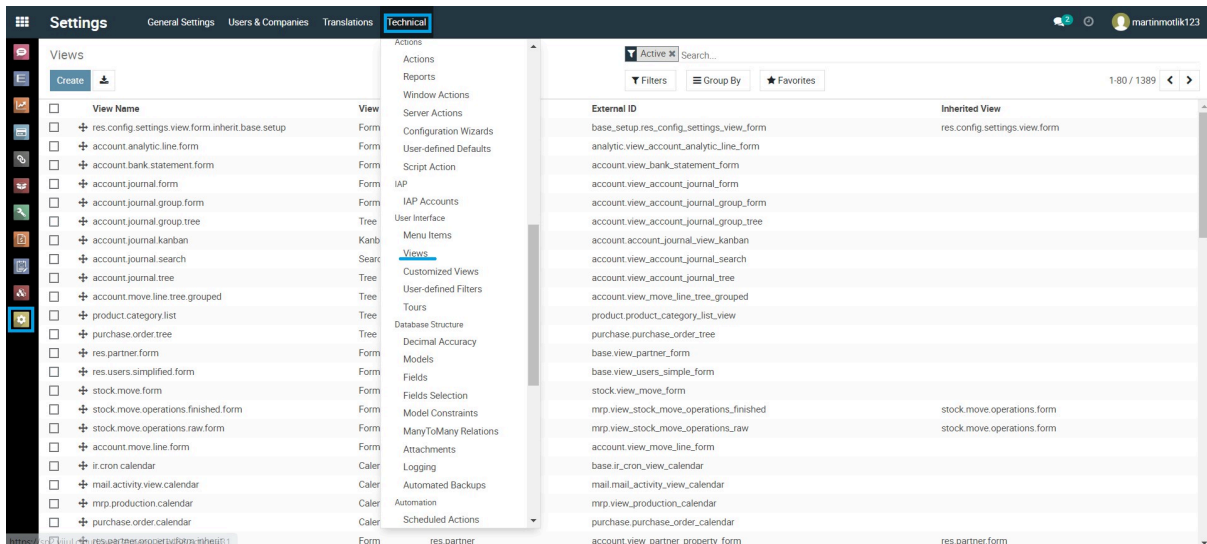
Lehekülg: 1 / 1st

Veendu alati, et saaja on seatud tõlgitavale keelele



Sisuliselt on tõlkimise eesmärk kirjutada igale esinevale fraasile tõlge. Kui mingi fraas esineb vaates kaks korda, siis tuleb ka tõlkida kaks korda. Kuna kõik väljundid genereeritakse vaadetest (view), siis kogu töö seisneb selles, et tuleb üles leida õige vaade:

Settings - Technical - User Interface - Views



kui õige vaade leitud (ühenimelisi võib olla mitu):

Tellimus ja hinnapakkumine: report_saleorder_document

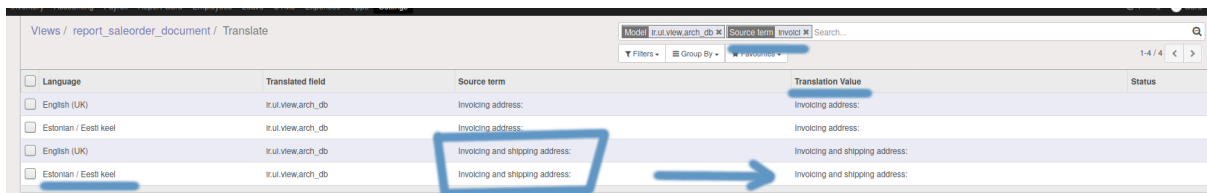
Arve: report_invoice_document (kuna ostuarvet tavaliselt ei saadeta, siis sama)

Ostutellimus: report_purchaseorder_document

mine vormi sisse ja vajuta nuppu "Edit Translations"



Antud juhul otsime müügitellimuse (report_saleorder_document) fraasi " , selleks on mugav ligineda filtriga "invoicei":

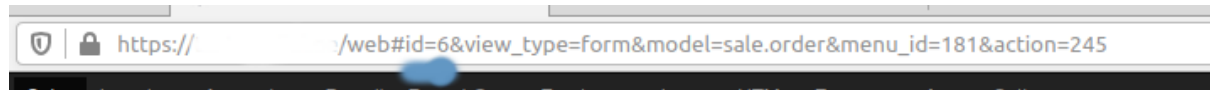


Õige rea ("Estonian / Eesti keel") "Translation Value" väljale kirjuta uus sisu:

Language	Translated field	Source term	Translation Value	Status
<input type="checkbox"/> English (UK)	it.ui.view.arch_db	Invoicing address:	Invoicing address:	<input type="checkbox"/>
<input type="checkbox"/> Estonian / Eesti keel	it.ui.view.arch_db	Invoicing address:	Invoicing address:	<input type="checkbox"/>
<input type="checkbox"/> English (UK)	it.ui.view.arch_db	Invoicing and shipping address:	Invoicing and shipping address:	<input type="checkbox"/>
<input type="checkbox"/> Estonian / Eesti keel	it.ui.view.arch_db	Invoicing and shipping address:	Arve- ja tarneaadress	<input checked="" type="checkbox"/> Translated

Pärast salvestamist tekib rea lõppu staatus "Translated"

Nüüd sai siinkirjutaja virkus otsa ja on aeg olla laisk (mis teatavasti on edasiviiv jõud) ning uue PDFi genereerimise asemel vaatame tõlgitud vormi XML eelvaatena otselingilt. Otselingi saamiseks jätame alles "https://bla-ba.ee" ja siis lisame sinna "/report/html/sale.report_saleorder/" ning kõige lõppu otsime objekti ID "6":



ja saame piilumislingi
https://bla-ba.ee/report/html/sale.report_saleorder/6
 kus on muuhulgas näha tehtud tõlge:

Order # SO006

Teie viide: ohoo Date Ordered: 25.02.2020 07:58:17 Pakkumise koostaja:: Guru

Kirjeldus	Kogus	Ühiku hind	Maksud	Hind
Teenus	1,000 Ühik(ud)	100,00	m20	100,00 €
Demo ostetav toode	1,000 Ühik(ud)	99,00	m20	99,00 €
Kokku maksudeta				199,00 €
Maksud				39,80 €
Kokku				238,80 €

E-post: info@viiul.com
Page: /

Peamiste vormide piilumislingid (lõpus nr asenda õige IDga):

SO ../report/html/sale.report_saleorder/19
 RFQ ../report/html/purchase.report_purchasequotation/76
 PO ../report/html/purchase.report_purchaseorder/79
 Picking ../report/html/stock.report_picking/28
 Invoice/Proforma ../report/html/account.report_invoice/79

Korrektuse huvides uue PDFi väljavõtte:

Order # SO006

Teie viide: ohoo Date Ordered: 25.02.2020 07:58:17 Pakkumise koostaja:: Guru

Vihje. Väga tihti kasutatakse Odoo vaadetes pärinemist. Ehk siis kui meil näiteks on vaates väljend "Invoicing and shipping address", võib mõni teine vaade kirjutada samale väljale teksti "Shipping and invoicing address". Sellisel juhul on mõistlik tõlkida teine vaade, kuna

esimese vaate tõlkimine ei anna soovitud tulemust (esimene on asendatud). Paljud väljad ongi tihti üle pärimise vormile lisatud. Hädast aitab välja konkreetse fraasi otsimine vaadetest.

Ostutellimuse koostamine ja saatmine

Purchase - Orders - Requests for Quotation (RFQ)

Product	Description	Quantity	Unit Price	Tax	Subtotal
[x] Toode X demo	[x] Toode X demo	1,00	999,00	o20%	999,00 €

Define your terms and conditions ...

Untaxed Amount: 999,00 €
Taxes: 199,80 €
Total: 1 198,80 €

Lisa uus rida (uus toode) lingist “Add a product”. Enamasti on tähtis mitte näppida maksude (Taxes) pesa, muu on kõik kasutaja teha.

NB! Esialgu on tegemist alles ostu hinna küsimisega (RFQ), mitte ostutellimusega (Purchase Order). Selles faasis ei tehta mingeid automaattoiminguid ega -kandeid ning kõike saab muuta.

Tarnijale ostuhinnaküsimise saatmiseks vajuta “Send by Email” ja “Send”

Compose Email

Recipients: Followers of the document and
(DEMO VENDOR) Add contacts to notify...

Subject: Viitul Tarkvara OÜ (buyer) Order (Ref P00040)

Dear DEMO VENDOR

Here is in attachment a request for quotation P00040 from Viitul Tarkvara OÜ (buyer).

If you have any questions, please do not hesitate to contact us.

Best regards,

RFQ_P00040.pdf PDF

Attach a file

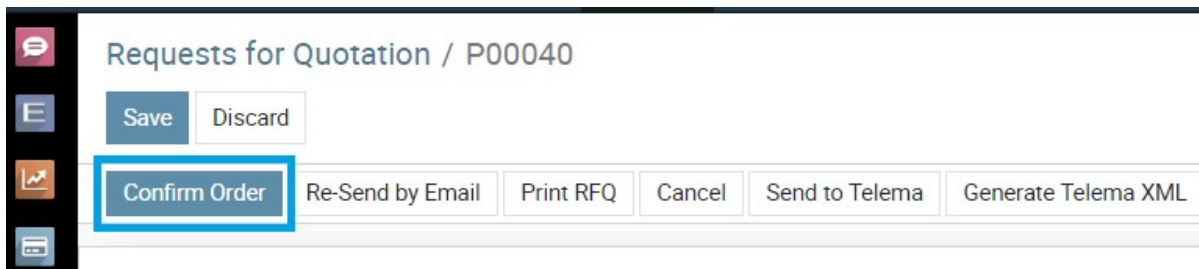
Use template: Purchase Order: Send RFQ

Send Cancel Save as new template

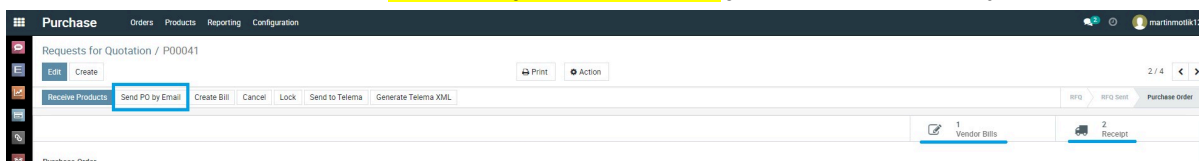
Vajadusel saab muuta teksti ja lisada manuseid. Lisatud manused salvestuvad RFQ külge.

Ostutellimuse kinnitamine ja tarnijale kinnituse saatmine

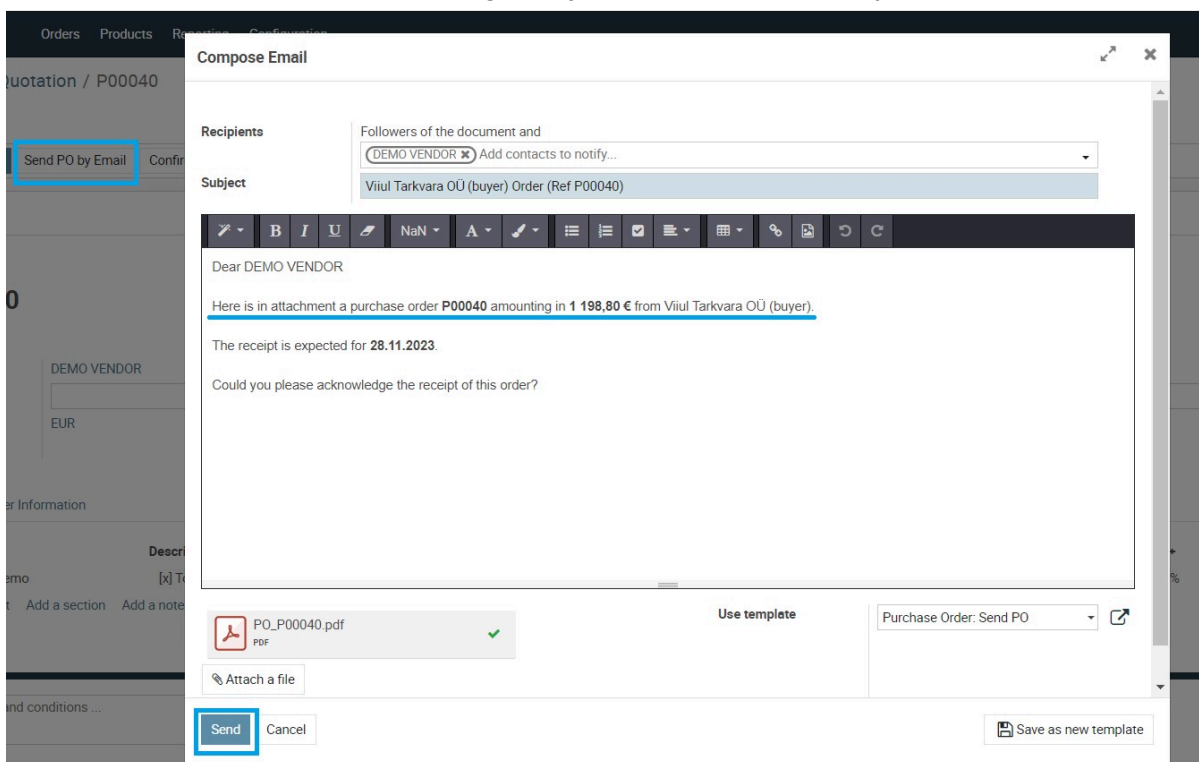
Kui ost on kokku lepitud ja RFQ-le saabunud hinnad sisestatud ning enam midagi muuta pole vaja, kinnita tellimus nupust “Confirm Order”



Tekivad uued *smart-button*-id “Receipt” ja “Vendor Bills” ja nupp “Send PO by Email”



Ostutellimuse kinnituskiri saadetaksegi tarnijale nupust “Send PO by Email”

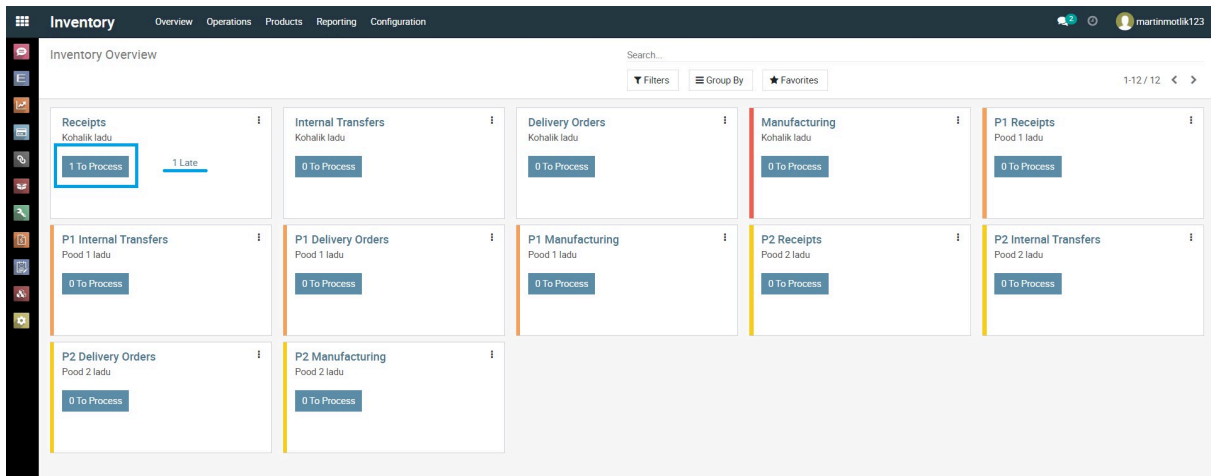


Kõik kinnitatud tellimused on menüüs “Purchase Orders” all. Menüü Requests for Quotation sisaldab tavaliselt igas staatuses ostutellimusi.

Kauba vastuvõtt laomoodulis

Receipt, kõik tooted korraga lattu

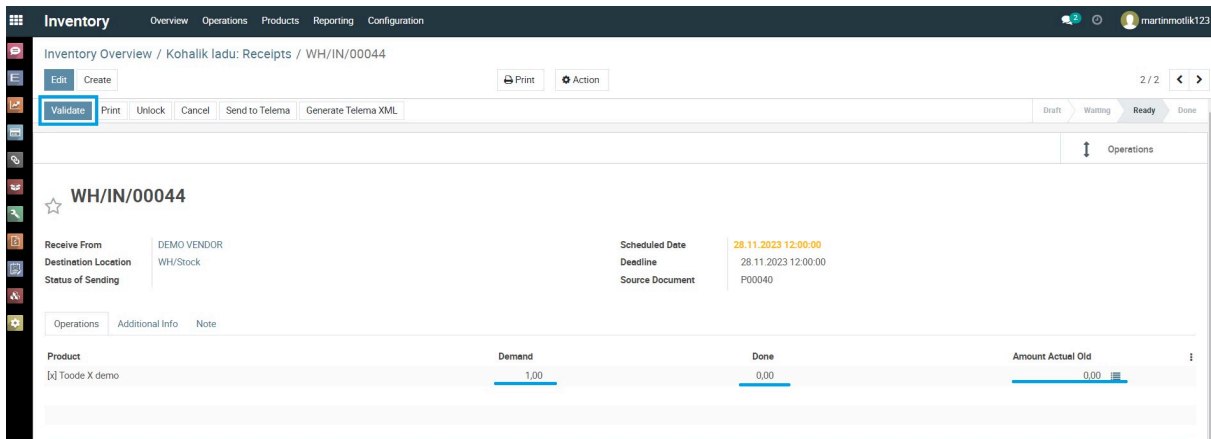
Kauba vastuvõttu näitab kast “Receipts” Inventory menüüs



Receipts nupust edasi liikudes näidatakse saabuvate saadetiste (saatelehtede) nimekirja (Late on sealhulgas hilinenud)

Reference	From	To	Contact	Scheduled Date	Source Document	Status
WH/IN/00043	Partner Locations/Vendors	WH/Stock	DEMO VENDOR		P00039	Done
WH/IN/00044	Partner Locations/Vendors	WH/Stock	DEMO VENDOR	Today	P00040	Ready

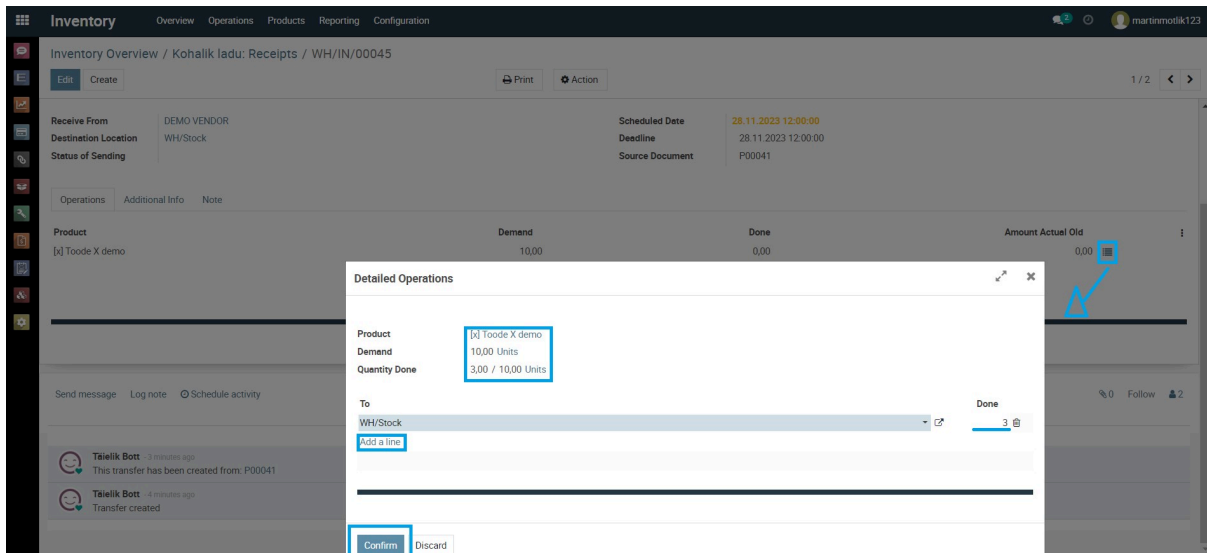
Õige saatelehe sees




vajuta "Validate" kui kõik saabunud kogused on õiged.

Receipt, osaline vastuvõtmine

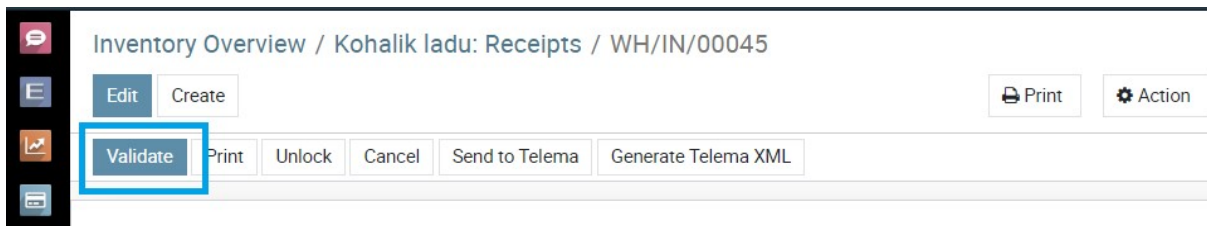
Kui saabus vähem, siis vajuta saatelehe real toote taga ikoonile.



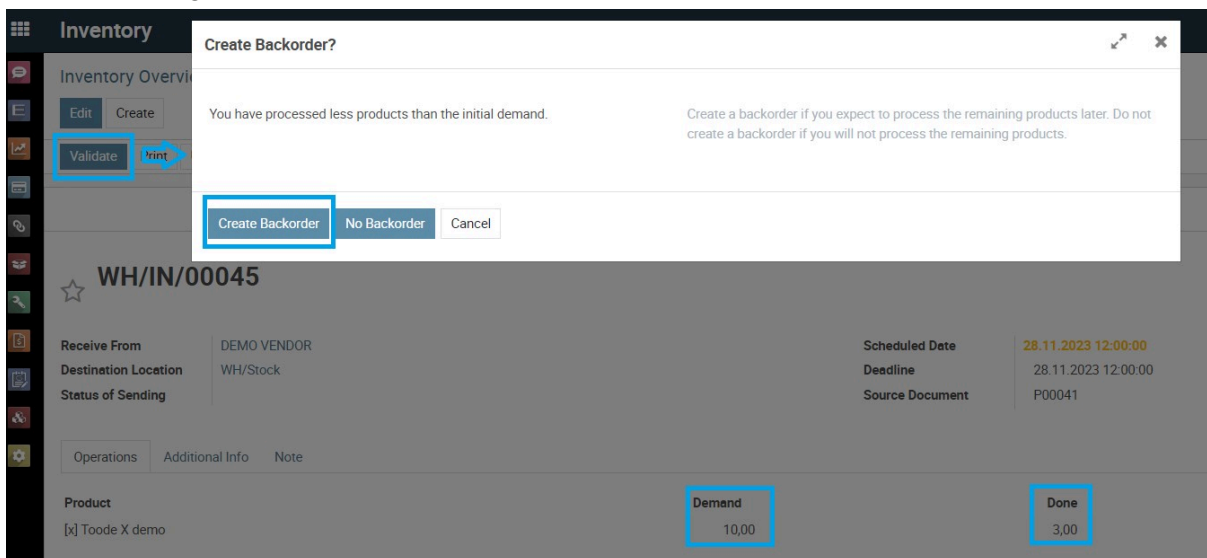
ning sisesta tootele realselt saabunud kogus ning kinnita (Confirm)



Sisestatud kogus tekib “Done” alla.
Vajuta saatelehel nuppu Validate



Avaneb dialog



Vali **“Create Backorder”**, sest tarne oli osaline ja uus kaup tuleb juba sisse uue saatelehega - see luuaksegi ülejäänud toodetega.

“No Backorder” valime AINULT siis, kui me neid tooteid enam selle tellimusega saada ei taha (seda juhtub praktikas üliharva) - kõik ülejäänud ostukanded tühistatakse (!!!).

Kaup on nüüd laos ja kuvatakse lõplik saateleht

Inventory Overview Operations Products Reporting Configuration

Inventory Overview / Kohalik ladu: Receipts / WH/IN/00045

Edit Create Print Action

★ **WH/IN/00045**

Receive From: DEMO VENDOR
 Destination Location: WH/Stock
 Status of Sending:
 Scheduled Date: 28.11.2023 12:00:00
 Effective Date: 28.11.2023 15:25:59
 Source Document: P00041

Operations Additional Info Note

Product	Demand	Done
[x] Toode X demo	3,00	3,00

Send message Log note Schedule activity

Today

- martinmotlik123 - NOW
Status: Ready → Done
- martinmotlik123 - NOW
The backorder WH/IN/00046 has been created.
- martinmotlik123 - NOW
The initial demand has been updated.
 - [x] Toode X demo:
 - Quantity: 10,0 → 3,0

kus on all näha ka mis saateleht lisaks (*backorder*) loodi ("WH/IN/00046 Created")

Laoseis koos väärtusega

Inventory - Reporting - Inventory Valuation

Inventory Overview Operations Products Reporting Configuration

Stock Valuation / [x] Toode X demo / [x] Toode X demo / Stock Valuation

Inventory at Date

Date	Product	Quantity	Total Value
[x] Toode X demo (2)		4,00	3 996,00
28.11.2023 15:25:59	[x] Toode X demo	3,00	2 997,00 €
27.11.2023 16:44:15	[x] Toode X demo	1,00	999,00 €
			3 996,00

Laoseis tootekaardil

Inventory - Products - Products - Soovitud toode

Inventory Overview Operations Products Reporting Configuration

Stock Valuation / [x] Toode X demo / [x] Toode X demo / Stock Valuation
 / [x] Toode X demo / [x] Toode X demo

Edit Create Print Action

Update Quantity Replenish

12,00 Units Purchased 0,00 Units Sold **4,00 Units On Hand** 12,00 Units Forecasted

Product Moves Min: 0,00 Max: 0,00 0 Bill of Materials More

Toode X demo

Can be Sold Can be Purchased

General Information Sales Purchase Inventory Accounting

Product Type: Storable Product
 Internal Reference: x
 Barcode:
 Product Category: All / Laotooted

Public Price: 999,00 € → Extra Prices
 Customer Taxes: 20% (Goods)
 Cost: 999,00 €

Laoseis toodete listvaates

Product Name	Internal Reference	Responsible	Sales Price	Cost	Quantity On Hand	Forecasted Quantity
+ Toode X demo	x	Superadmin	999,00 €	999,00 €	4,00	12,00
+ Toode Y demo	y	Superadmin	999,00 €	10,00 €	0,00	0,00
+ Toodetav toode Z demo		Superadmin	500,00 €	1 122,00 €	0,00	0,00
+ Toodetav toode ZZ 2. tase Demo		Superadmin	222,00 €	1 022,00 €	0,00	0,00
+ Toodetav toode ZZZ 3. tase Demo		Superadmin	121,00 €	300,00 €	0,00	0,00

Samas on näha ka toodete tulevikuväärtus (Forecasted Quantity)

Kauba vastuvõtt ostutellimuselt

Purchases - Orders - Purchase Orders

Reference	Confirmation Date	Vendor	Receipt Date	Purchase Representative	Next Activity	Source Document	Total	Billing Status	Status of Sending
P00041	28.11.2023	DEMO VENDOR	28.11.2023 12:00:00	martinmotik123			11 988,00 €	Waiting Bills	
P00040	28.11.2023	DEMO VENDOR	28.11.2023 12:00:00	martinmotik123			1 198,80 €	Nothing to Bill	
P00039	27.11.2023	DEMO VENDOR	27.11.2023 12:00:00	martinmotik123			1 198,80 €	Waiting Bills	

Tellimuse real on näha juba mitu toodet on vastu võetud mitme toote eest arve tehtud - seda eeldusel, et järgitud on õiget töövoogu (näiteks kui teha käsitsi arve samale tootele, siis arve ei tea tellimusest midagi ja tellimusel arveldatud kogus ei muutu - arve tuleb genereerida tellimuse nupust).

Product	Description	Quantity	Received	Billed	Unit Price	Tax	Subtotal
[x] Toode X demo	[x] Toode X demo	10,00	3,00	0,00	999,00	c20%	9 990,00 €

Untaxed Amount: 9 990,00 €
Taxes: 1 998,00 €
Total: 11 988,00 €

Receive products - kiiresti võtame vastu kõik tooted korraga

Nutinupust <n> Receipts - avaneb saatelehtede nimekiri

Reference	From	To	Contact	Scheduled Date	Source Document	Status
WH/IN/00046	Partner Locations/Vendors	WH/Stock	DEMO VENDOR	Today	P00041	Ready
WH/IN/00045	Partner Locations/Vendors	WH/Stock	DEMO VENDOR		P00041	Done

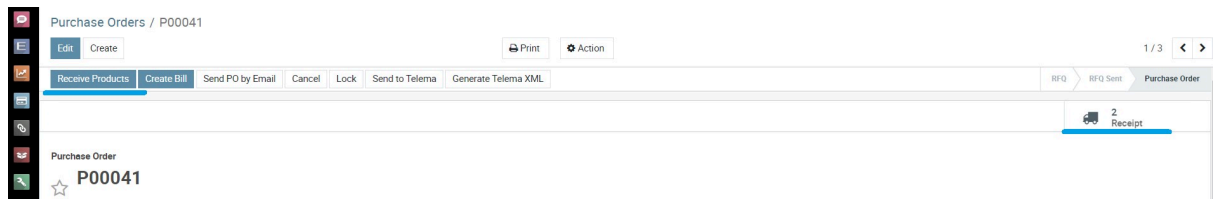
Kinnitada saab ainult neid saatelehti, mis on saadaval (Ready)

Toimeta edasi samamoodi nagu peatükis "Receipt, kõik tooted korraga lattu" või "Receipt, osaline vastuvõtmine"

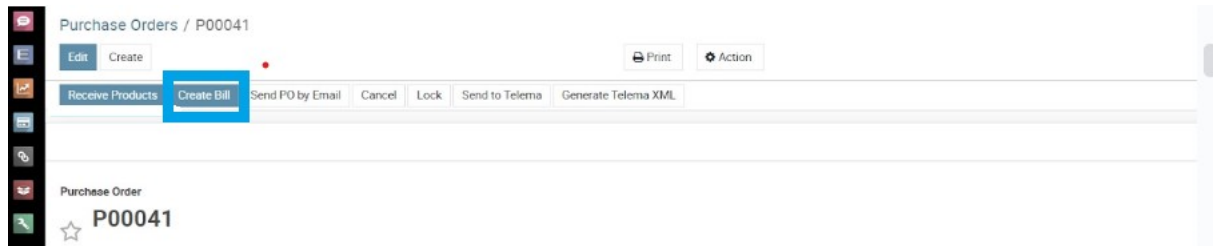
Ostuarve tellitud toodetele

Leia ostutellimus (Purchases - Orders - Purchase Orders)

Vajuta nuppu "Vendor Bills"

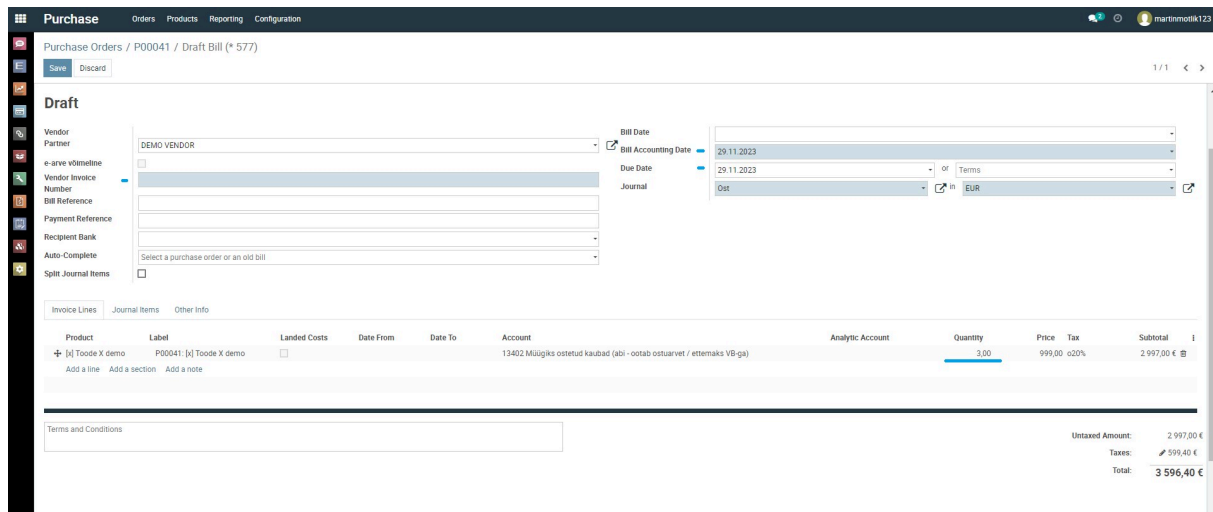


Tekib vaade selle tellimusega seotud ostuarvetega, kui pole ühtegi, on vaade mõistagi tühi



Vajuta "Create Bill"

Sõltuvalt seadetest tekivad arvele automaatselt kas tarnitud või tellitud kogused. Kui üks arve on juba olemas, tekivad uuele arvele seni arveldamata tooted. Loodetavasti, kontrolli!



Sisesta tarnija arve nr, kuupäevad ja kinnita arve nupust "Save"

Kui tarnijale on tooted saatelehelte tagastatud, siis PO seda teab ja uut arvet genereerides tekib kreditarve. Telema API teeb seda kõike automaatselt.

(!) Lisakulude (landed cost) jagamine

Tegemist on väga spetsiifilise tegevusega. Mõistlik on katsetada a harjutada selle video järgi: <https://www.youtube.com/watch?v=pPuWgtB4zTw>

Hinnapakkumise koostamine ja saatmine

Sales - Quotations -Create

Sales Orders To Invoice Products Reporting Configuration

Quotations

My Quotations Search...

Filters Group By Favorites

Number	Creation Date	Customer	Salesperson	Next Activity	Total	Status
<input type="checkbox"/> REF0001	20.01.2024	Wendi Baltz	Henry Campbell	Ingeger vitae	4 630,00	Quotation
<input type="checkbox"/> REF0002	26.11.2023	Henry Campbell	Carrie Hele	Iti massa	64 281,00	Locked
<input type="checkbox"/> REF0003	27.11.2023	Thomas Passon	Henry Campbell	Laoreet id	48 139,00	Locked
<input type="checkbox"/> REF0004	08.10.2023	Wendi Baltz	Thomas Passon	Ingeger vitae	83 969,00	Cancelled
<input type="checkbox"/> REF0005	25.01.2024	Carrie Hele	Wendi Baltz	Ingeger vitae	24 029,00	Quotation Sent
<input type="checkbox"/> REF0006	28.12.2023	Thomas Passon	Wendi Baltz	Ingeger vitae	24 315,00	Sales Order
<input type="checkbox"/> REF0007	17.10.2023	Wendi Baltz	Wendi Baltz		85 122,00	Sales Order
<input type="checkbox"/> REF0008	12.12.2023	John Miller			49 512,00	Locked
<input type="checkbox"/> REF0009	24.10.2023	John Miller			50 025,00	Locked
<input type="checkbox"/> REF0010	05.12.2023	Carrie Hele			7 884,00	Locked
					441 906,00	

Create a new quotation, the first step of a new sale!

Once the quotation is confirmed by the customer, it becomes a sales order. You will be able to create an invoice and collect the payment.

Sales Orders To Invoice Products Reporting Configuration

Quotations / New

Save Discard

Send by Email Confirm Generate XML Send e-invoice to provider

Quotation Quotation Sent Sales Order

Customer Preview

New

Customer: DEMO CUSTOMER

Expiration: Quotation Date: 28.11.2023 16:32:27

Pricelist: Public Pricelist (EUR) Update Prices

Payment Terms

Order Lines Optional Products Other Info Customer Signature

Product	Description	Quantity	Unit Price	Tax	Subtotal
[x] Toode X demo	[x] Toode X demo	3,00	999,00	20% (Goods)	2 997,00 €

Terms and conditions...

Untaxed Amount: 2 997,00 €
Taxes: 599,40 €
Total: 3 596,40 €

Hinnapakkumise juures on oluline maksimaalselt hea ettevalmistus teha ja kõikvõimalikud andmed sisse panna, mis võivad tulevikus olulised olla. See tagab mugava töövoogu ja aitab vältida andmete topelt sisestamist.

Customer: klient, kes ostab, juriidiline või füüsiline isik

Invoice Address: Kellele arve. Vaikimisi võetakse partneri "Invoice Address"

Delivery Address: Kuhu kaup. Vaikimisi võetakse partneri "Shipping Address"

Pricelist: Hinnakiri, eriti oluline jälgida valuutade puhul. Vaikimisi võetakse partneri hinnakiri.

Rida infot on ka "Other Information" lehel:

Order Lines Optional Products Other Info Customer Signature

Sales

Salesperson: martinmotik123

Sales Team: Sales

Customer Contact

Online Signature

Online Payment

Customer Reference

Tags

Invoicing

Fiscal Position

Analytic Account

Delivery

Warehouse: Kohalik ladu

Shipping Policy: As soon as possible

Delivery Date: Expected: 28.11.2023

Requested Delivery Date

Reporting

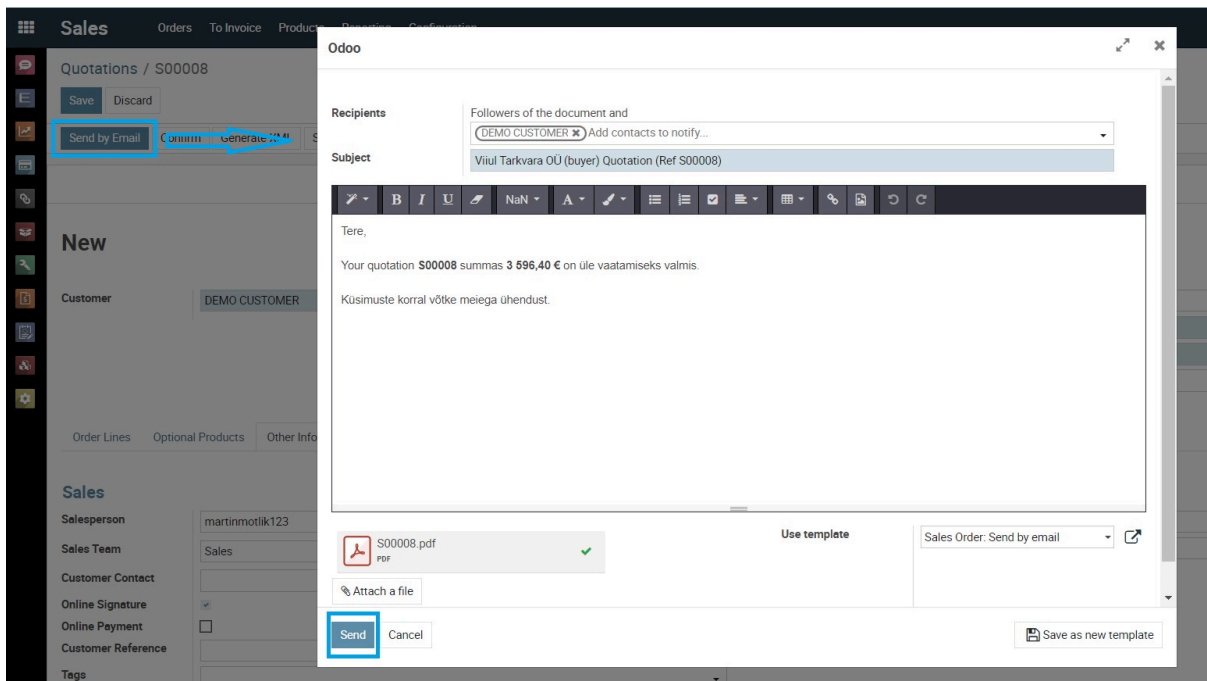
Source Document

Campaign

Medium

Source

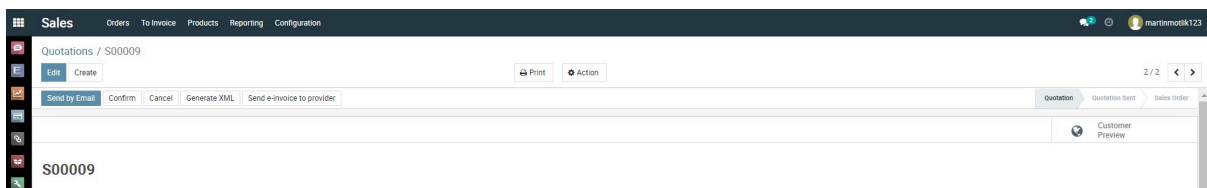
Hinnapakkumise kliendile saatmiseks tuleb vajutada "Send by Email". Järgneb tavapärane kirja saatmise dialoog:



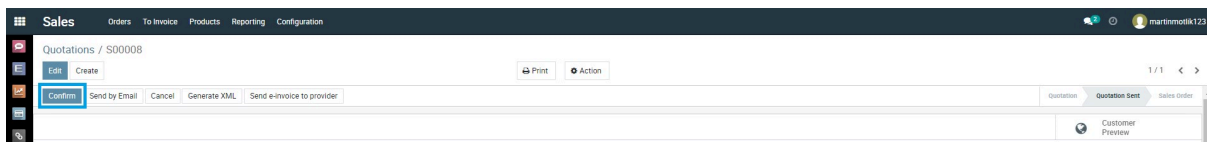
Peale hinnapakumise saatmist (ja salvestamist) muutuvad veidi nupud ja nupu värvid ning dokumendi staatus “Quotation” -> “Quotation Sent”

Hinnapakumise kinnitamine (tekitab müügitellimust)

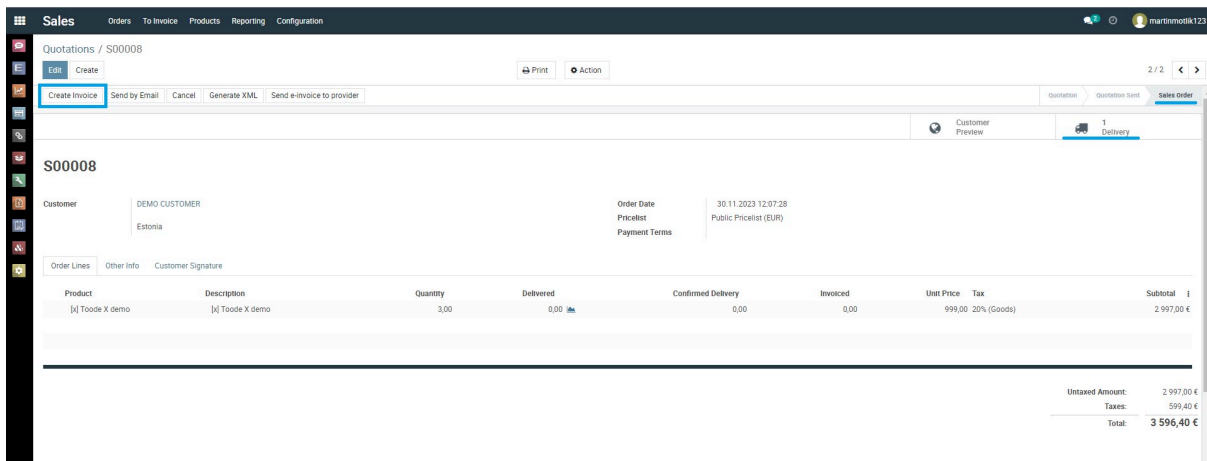
Hinnapakumine saatmata (staatus: Quotation):



Hinnapakumine saadetud (staatus: Quotation Sent, Confirm napp ei ole enam hall):

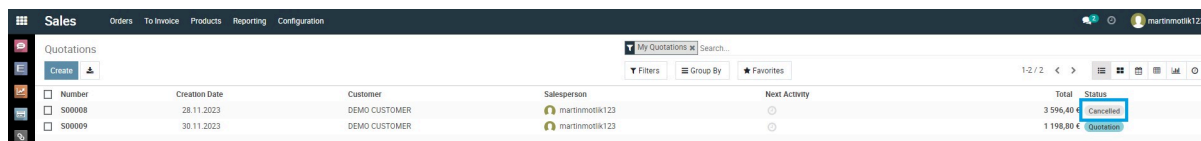


Vajutades hinnapakumise nuppu **“Confirm”** kinnitab hinnapakumise ning hinnapakumine muutub müügitellimuseks. Luuakse kõik vajalikud saatelehed.



Müügitelemise tühistamine

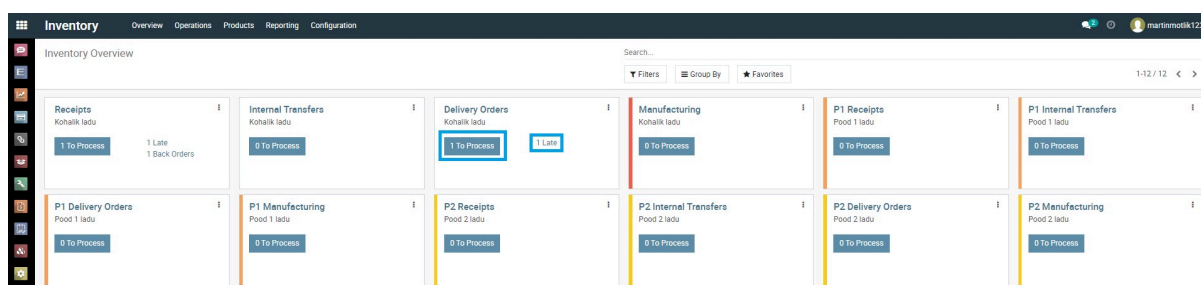
Müügitelemise tühistamine (“Cancel” vt eelmist pilti) tühistab kõik seotud saatelehed juhul kui saatelehed ei ole kinnitatud. Tellimus liigub menüüst “Sales Orders” -> “Quotations” menüüsse



Number	Creation Date	Customer	Salesperson	Next Activity	Total	Status
S00008	28.11.2023	DEMO CUSTOMER	martinmotik123		3 596,40 €	Cancelled
S00009	30.11.2023	DEMO CUSTOMER	martinmotik123		1 198,80 €	Quotations

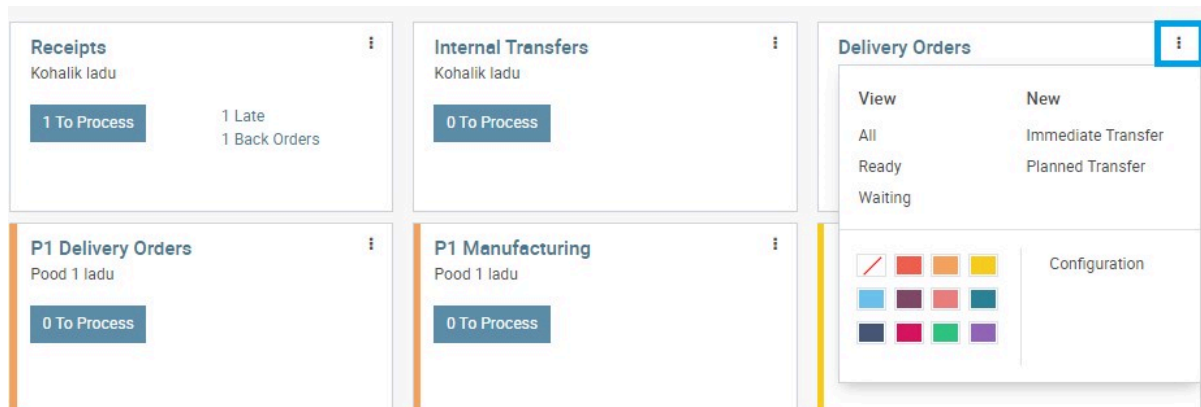
NB! Reeglina MTS reeglitega loodud dokumente ei tühistata!

(!) Kauba komplekteerimise töökäsk, Delivery



Category	To Process	Late	Back Orders
Receipts Kohalik ladu	1 To Process	1 Late	1 Back Orders
Internal Transfers Kohalik ladu	0 To Process		
Delivery Orders Kohalik ladu	1 To Process	1 Late	
Manufacturing Kohalik ladu	0 To Process		
P1 Receipts Pood 1 ladu	0 To Process		
P1 Internal Transfers Pood 1 ladu	0 To Process		
P1 Delivery Orders Pood 1 ladu	0 To Process		
P1 Manufacturing Pood 1 ladu	0 To Process		
P2 Receipts Pood 2 ladu	0 To Process		
P2 Internal Transfers Pood 2 ladu	0 To Process		
P2 Delivery Orders Pood 2 ladu	0 To Process		
P2 Manufacturing Pood 2 ladu	0 To Process		

Kui kaup on valmis kliendile saatmiseks (müügitelemine kinnitatud ja kaup laos), tekib lattu “Delivery Orders” kasti +1. Nagu ka ostu poolel (Receipts), hilinenud või tänased saatelehed loetakse “Late” alla kokku. Nupp “More” kuvab lisavalikud.



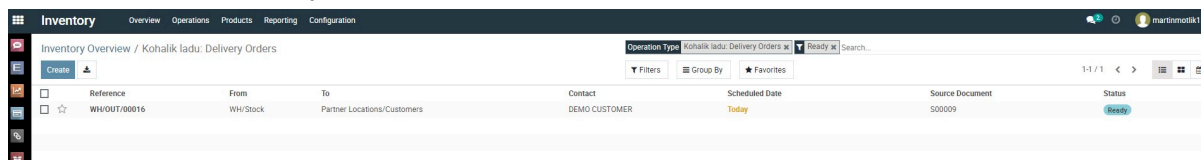
Category	To Process	Late	Back Orders
Receipts Kohalik ladu	1 To Process	1 Late	1 Back Orders
Internal Transfers Kohalik ladu	0 To Process		
Delivery Orders Kohalik ladu	1 To Process	1 Late	
Manufacturing Kohalik ladu	0 To Process		
P1 Receipts Pood 1 ladu	0 To Process		
P1 Internal Transfers Pood 1 ladu	0 To Process		
P1 Delivery Orders Pood 1 ladu	0 To Process		
P1 Manufacturing Pood 1 ladu	0 To Process		
P2 Receipts Pood 2 ladu	0 To Process		
P2 Internal Transfers Pood 2 ladu	0 To Process		
P2 Delivery Orders Pood 2 ladu	0 To Process		
P2 Manufacturing Pood 2 ladu	0 To Process		

View: All, Ready, Waiting

New: Immediate Transfer, Planned Transfer

Configuration

“To Process” viib “Ready” saatelehtede listvaatesse, mis on valmis klientidele saatmiseks



Reference	From	To	Contact	Scheduled Date	Source Document	Status
WH/OUT/00016	WH/Stock	Partner Locations/Customers	DEMO CUSTOMER	Today	S00009	Ready

Saateleht näeb välja täpselt samamoodi nagu ostu poolel, kuid meid huvitab praegu hoopis Komplekteerimise nimekiri ehk “Picking”, mille saame trükkida PDFiks “Print” -> “Picking Operations” ning saateleht autojuhile “Print” -> “Delivery Slip”

Inventory Overview / Kohalik ladu: Delivery Orders / WH/OUT/00016

Print Action

- Picking Operations
- Delivery Slip
- Barcodes (ZPL)
- Barcodes (PDF)

WH/OUT/00016

Delivery Address: DEMO CUSTOMER
Source Location: WH/Stock
Status of Sending:
Scheduled Date: 30.11.2023 13:46:30
Deadline: 30.11.2023 13:46:30
Source Document: S00009

Product	From	Reserved	Done
[x] Toode X demo	WH/Stock	1,00	0,00

Send message Log note Schedule activity

Today

martinmotik123 21 minutes ago
Status: Waiting → Ready

Täielik Bett 21 minutes ago
This transfer has been created from: S00009

Komplekteerimise PDF

“Print” -> “Picking Operations”

Viiul Tarkvara OÜ (buyer)
Lossi 1
Jäned
Lääne-Viru maakond 73602
Estonia

Customer Address:
DEMO CUSTOMER

WH/OUT/00016

Order: S00009 Status: Ready Scheduled Date: 30.11.2023 13:46:30

Product	Quantity	From
[x] Toode X demo	1,00	WH/Stock

Saatelehe PDF

“Print” -> “Delivery Slip”



Viiv Tarkvara OÜ (buyer)
Lossi 1
Jäeneda
Lääne-Viru maakond 73602
Eesti

DEMO CUSTOMER
Eesti

WH/OUT/00016

Tellimus:
S00009

Tarne kuupäev:
30.11.2023 13:46:30

Toode	Kogus
[x] Toode X demo	1,00 tk

Kauba lähetamine ja müügiarve koostamine

Kauba lähetamine tähendab väljuva saatelehe kinnitamist kas eelmises punktis kirjeldatud lao vaatest või otse müügitellimuse nupust "Delivery"

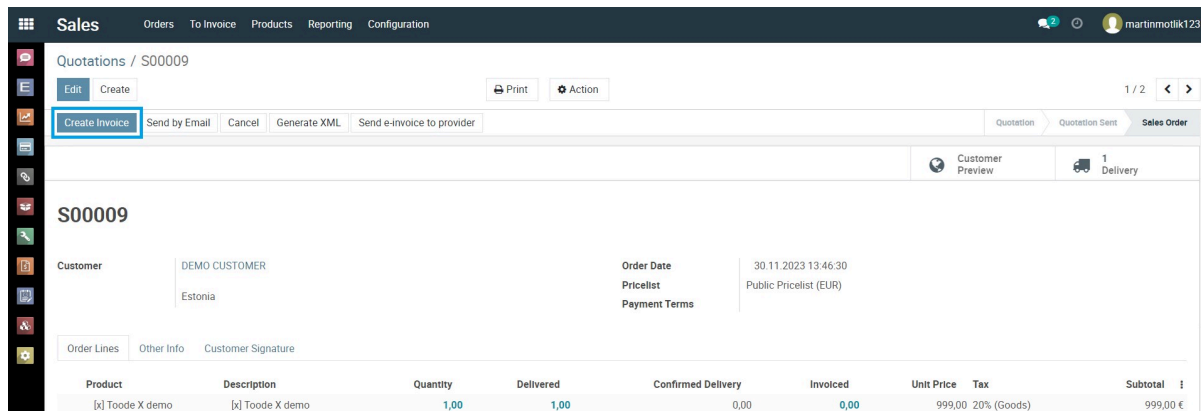
The screenshot shows the Odoo Sales interface for a quotation with ID S00009. The customer is DEMO CUSTOMER (Estonia). The order date is 30.11.2023 13:46:30. The quotation includes one line item: [x] Toode X demo, with a quantity of 1.00. The 'Delivery' button is highlighted in blue.

Avaneb valik saatelehti (valida tuleb "Ready") või avaneb kohe õige saateleht (kui on üks)

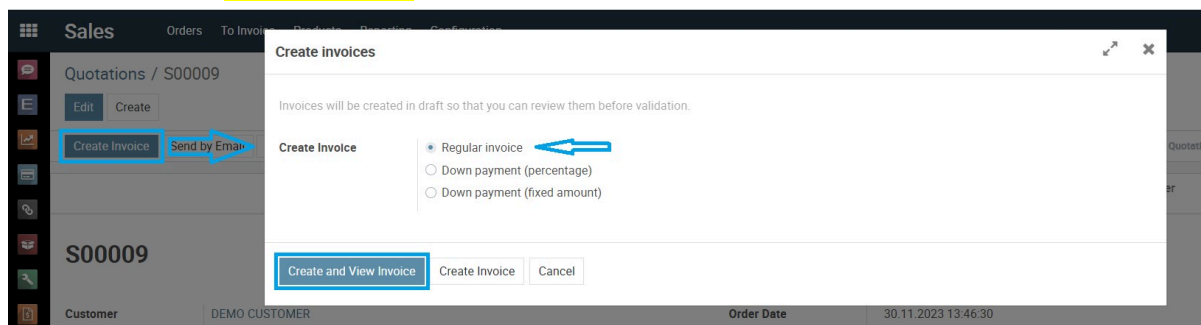
The screenshot shows the Odoo Sales interface for the delivery address page of WH/OUT/00016. The delivery address is DEMO CUSTOMER, WH/Stock. The scheduled date is 30.11.2023 13:46:30. The 'Ready' button is highlighted in blue.

Sarnaselt ostu poolega tuleb kas kiirelt "Validate" kaudu kaup välja saata või muuta koguseid ja luua *backorder*.

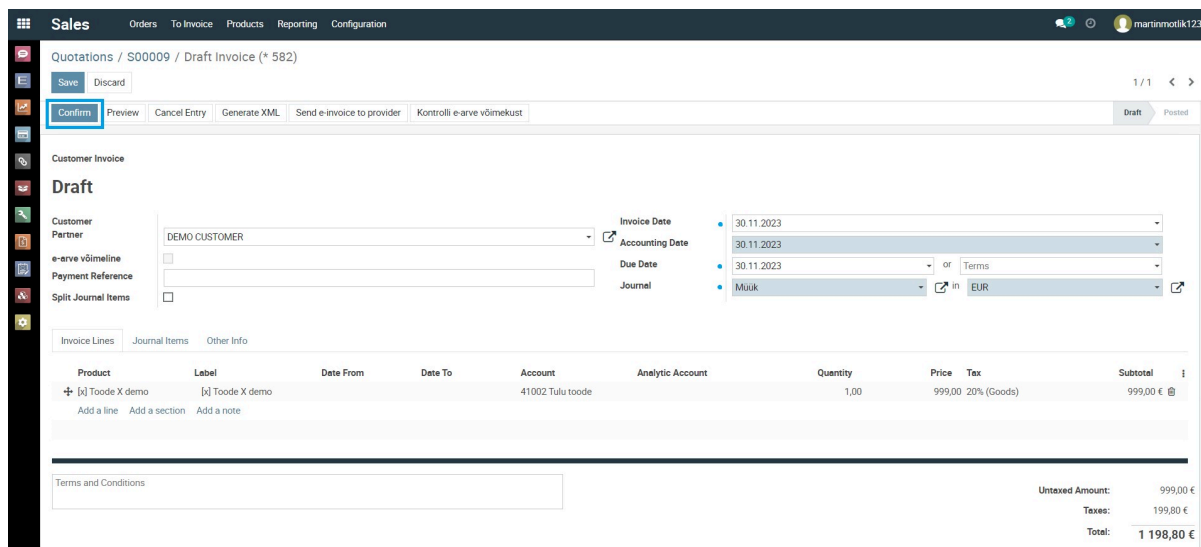
(!due) Müügiarve müügitellimusest



Müügitellimusel “Create Invoice” avab dialoogi



Jäta vaikimisi valik “Regular invoice” ja vajuta “Create and View Invoices”

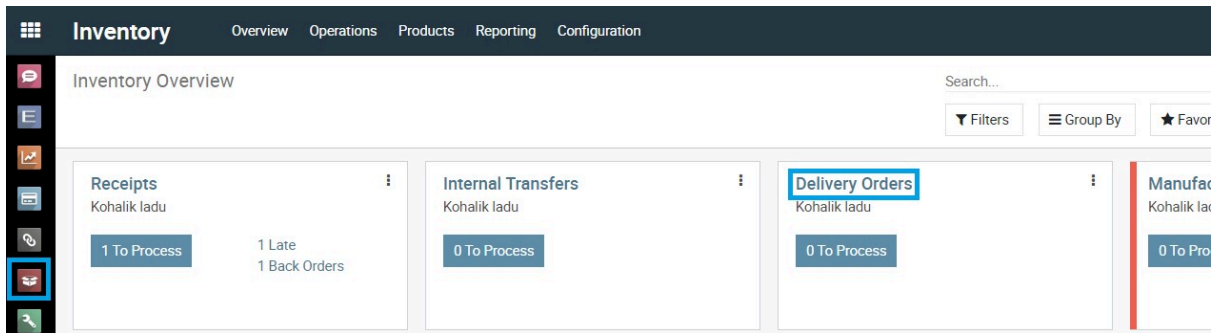


Arvel kontrolli kindlasti: kuupäev, maksetähtaeg (Due Date) ja Päevik (Journal) - päevikust sõltub arve valuuta - NB: juhul kui tellimus on dollarites ja kliendi hinnakiri on eurodes, tehakse arve automaatselt eurodes.

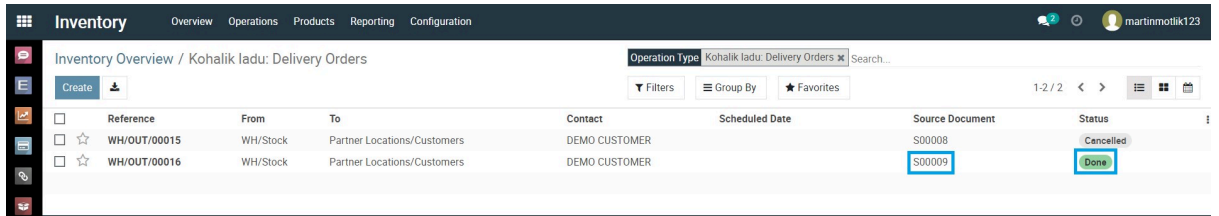
Tagastus müügi poolel - klient tagastab toote

NB! Tagastatud toote võtab vastu laohoidja, kusjuures laohoidjal pole õigust näha müügitellimusi.

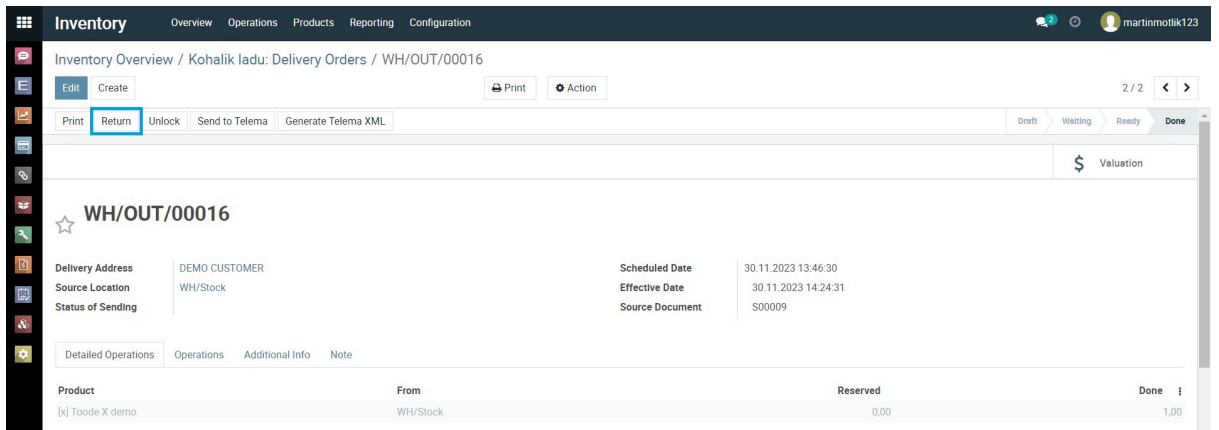
Leia saateleht, millega toode saadeti kliendile Inventory -> Delivery Orders (kanban kasti pealkiri)



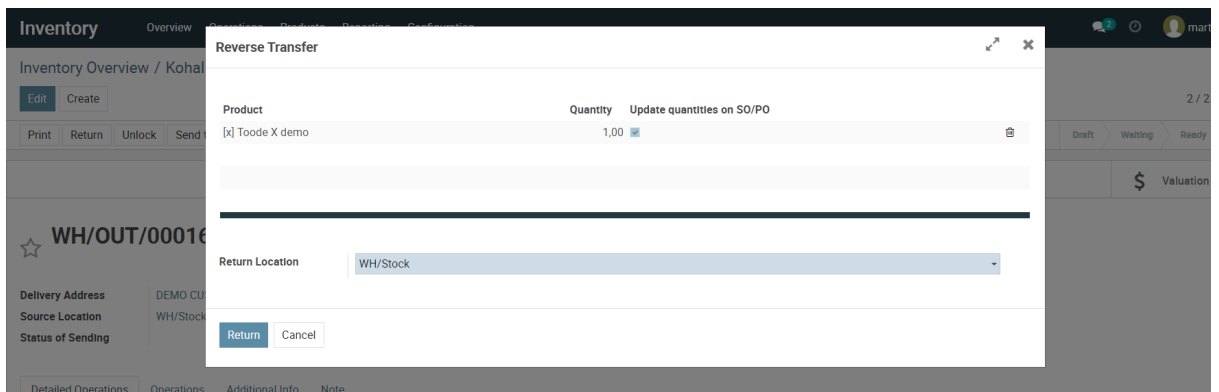
avanevast nimekirjast



Leia tellimuse, toote või muude näitajate alusel õige saateleht
Alusta tagastust upust "Return"



Avanenu aknas



sisesta tagastatud toote kogus (tode kogused)

Kontrolli kindlasti, et tooted liiguksid soovitud asukohta

Kustuta mittevajalikud read ning vajuta "Return"

jät kub..

Vaheanalüüs
poe veel tehtud

avanenud vormil

Inventory Overview / Kohalik ladu: Delivery Orders / WH/OUT/00016 / WH/IN/00048

Buttons: Edit, Create, Print, Action, Validate, Print, Unlock, Cancel, Send to Telega, Generate Telega XML

Operations: Draft, Waiting, **Ready**, Done

WH/IN/00048

Receive From: DEMO CUSTOMER
 Operation Type: Kohalik ladu: Receipts
 Destination Location: WH/Stock
 Status of Sending:

Scheduled Date: 30.11.2023 15:20:32
 Deadline: 30.11.2023 13:46:30
 Source Document: Return of WH/OUT/00016

Product	Demand	Done	Amount Actual Old
[x] Toode X demo	1,00	0,00	0,00

Kontrolli staatust: staatus peab olema “Ready”, vastasel korral edasi ei tohi liikuda (müügi korral tavaliselt nii on, kui ei ole, siis on midagi pahasti ja tehing läheb eranditesse ning vastavalt ettevõttes kehtestatud reeglitele eranditöötlusesse)

Kinnita liikumine nupust “Validate”

Juhul kui ei sisestanud pliatsist kogust, küsib Odoo kinnitust et ise kogus panna (nagu ikka)

Inventory Overview / Kohalik ladu: Delivery Orders / WH/OUT/00016 / WH/IN/00048

Buttons: Edit, Create, Print, Action, Validate, Print, Unlock, Cancel, Send to Telega, Generate Telega XML

Operations: Draft, Waiting, **Ready**, Done

WH/IN/00048

Receive From: DEMO CUSTOMER
 Operation Type: Kohalik ladu: Receipts
 Destination Location: WH/Stock
 Status of Sending:

Scheduled Date: 30.11.2023 15:20:32
 Deadline: 30.11.2023 13:46:30
 Source Document: Return of WH/OUT/00016

Immediate Transfer?

You have not recorded done quantities yet, by clicking on apply Odoo will process all the quantities.

Buttons: Apply, Cancel

Vajuta “Apply”

Vaheanalüüs

/-/

Tellimuses tuleb luua uus invoice “Create Invoice”

Sales Quotations / S00010

Buttons: Edit, Create, Print, Action, Create Invoice, Send by Email, Cancel, Generate XML, Send e-invoice to provider

Customer Preview: 2 Delivery, 1 Invoices

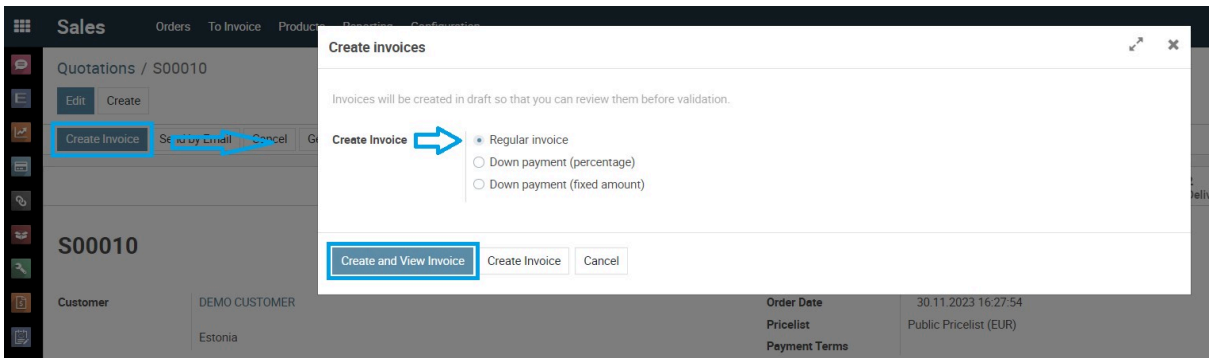
S00010

Customer: DEMO CUSTOMER
 Estonia

Order Date: 30.11.2023 16:27:54
 Pricelist: Public Pricelist (EUR)
 Payment Terms:

Product	Description	Quantity	Delivered	Confirmed Delivery	Invoiced	Unit Price	Tax	Subtotal
[y] Toode Y demo	[y] Toode Y demo	1,00	0,00	0,00	1,00	999,00	20% (Goods)	999,00 €

Untaxed Amount:	999,00 €
Taxes:	199,80 €
Total:	1 198,80 €



Invoicel Tuleb valida "Regular invoice"

Number	Customer	Accounting Date	Invoice Date	Due Date	Next Activity	Tax Excluded	Total	Status	Payment Status	Type
2216	DEMO CUSTOMER	30.11.2023	30.11.2023	Today	○	999,00 €	1 198,80 €	Posted	Not Paid	Customer Invoice
/	DEMO CUSTOMER	30.11.2023		Today	○	-999,00 €	-1 198,80 €	Draft	Not Paid	Customer Credit Note

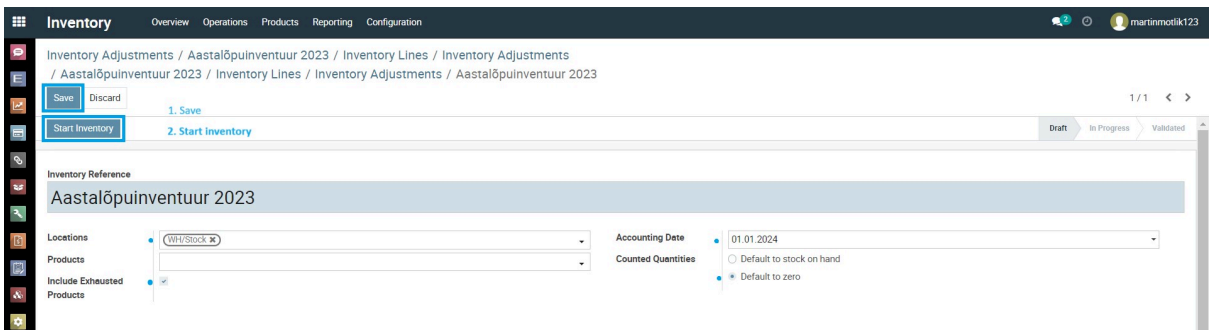
Kuvatakse kõik tellimusega seotud arved, sealhulgas ka kreditarve.

NB! Kinnitatud dokumendile ridade lisamine ja eemaldamine omal vastutusel!

Inventuuri ettevalmistus ja lugemislehe trükkimine

Inventory -> Operations -> Inventory Adjustments -> Create

Levinumad inventuuri tüübid on "All products" - inventeeritakse kõik tooted või "Select product manually" - inventeeritakse valik tooteid



* ava inventuur

* salvesta

* vajadusel nulli kogused "Default to zero":

Product	On Hand	Counted	Difference
[x] Toode X demo	5,00	0,00	-5,00
[y] Toode Y demo	1,00	0,00	-1,00
Toodetav toode Z demo	0,00	0,00	0,00
Toodetav toode ZZ 2. tase Demo	0,00	0,00	0,00
Toodetav toode ZZZ 3. tase Demo	0,00	0,00	0,00

Lae alla **inventuuri lugemisleht** PDF formaadis "Print" -> "Count Sheet":

Inventory Lines / Inventory Adjustments / Aastalõpuinventuur 2023

Continue Inventory Validate Inventory Print Count Sheet Cancel Inventory Count Sheet

Aastalõpuinventuur 2023

Locations: WH/Stock Accounting Date: 01.01.2024

Location	Product	On Hand Quantity	Counted Quantity
WH/Stock	[x] Toode X demo	5,00	0,00
	[y] Toode Y demo	1,00	0,00
	Toodetav toode Z demo	0,00	0,00
	Toodetav toode ZZ 2. tase Demo	0,00	0,00
	Toodetav toode ZZZ 3. tase Demo	0,00	0,00

Inventuuri lugemisleht näeb välja nii:

Aastalõpuinventuur 2023

Date:

04.12.2023 09:28:01

Location	Product	On Hand Quantity	Counted Quantity
WH/Stock	[x] Toode X demo	5,00	0,00
	[y] Toode Y demo	1,00	0,00
	Toodetav toode Z demo	0,00	0,00
	Toodetav toode ZZ 2. tase Demo	0,00	0,00
	Toodetav toode ZZZ 3. tase Demo	0,00	0,00

(!) Inventuuri lugemistulemuste sisestamine ja kinnitamine

Lugemistulemused sisestatakse inventuuri vormile muutmisrežiimis:

Inventory Lines / Inventory Adjustments / Aastalõpuinventuur 2023 / Inventory Lines

Continue Inventory Validate Inventory Print Count Sheet Cancel Inventory

Aastalõpuinventuur 2023

Locations: WH/Stock Accounting Date: 01.01.2024

Tuvastatud kogus sisestatakse iga toote taha väljale "Counted":

Product	On Hand	Counted	Difference
<input type="checkbox"/> [x] Toode X demo	5,00	6,00	1,00
<input type="checkbox"/> [y] Toode Y demo	1,00	1,00	0,00
<input type="checkbox"/> Toodetav toode Z demo	0,00	0,00	0,00
<input type="checkbox"/> Toodetav toode ZZ 2. tase Demo	0,00	0,00	0,00
<input type="checkbox"/> Toodetav toode ZZZ 3. tase Demo	0,00	0,00	0,00

Kui kõik on loetud ja kontrollitud, tuleb sisestada raamatupidamiskannete jaoks kuupäev "Force Accounting Date" (kui erineb tegelikust) ning kinnitada inventuur nupust **Validate Inventory**

Inventory Lines / Inventory Adjustments / Aastalõpuinventuur 2023 / Inventory Lines

Validate Inventory Save Discard

Product	On Hand	Counted	Difference
<input type="checkbox"/> [x] Toode X demo	5,00	6,00	1,00
<input type="checkbox"/> [y] Toode Y demo	1,00	1,00	0,00
<input type="checkbox"/> Toodetav toode Z demo	0,00	0,00	0,00
<input type="checkbox"/> Toodetav toode ZZ 2. tase Demo	0,00	0,00	0,00
<input type="checkbox"/> Toodetav toode ZZZ 3. tase Demo	0,00	0,00	0,00

Juhul kui toode on reaaliveärtusega, siis luuakse automaatselt kanne:

The screenshot shows the Odoo Invoicing Accounting Dashboard. The top navigation bar includes Dashboard, Customers, Vendors, Accounting (highlighted), Reporting, and Configuration. The Accounting menu is open, showing options like Bank Statements, Journal Entries (selected), Journal Items, Journals, Sales, Purchases, Bank and Cash, Miscellaneous, Ledgers, General Ledger, Partner Ledger, Actions, and Tax Adjustments. The dashboard features two charts: 'Müük' (Sales) with 'New Invoice' and '2 Invoices to Validate / 2 Unpaid Invoices', and 'Pank Swed zzz' (Bank) with '1 Bills to Validate / 1 Bills to Pay'. A sidebar on the left contains various icons, with the Accounting icon highlighted.

The screenshot shows the Odoo Journal Entries page for a draft entry 'ladu00064 (INV:Aastalõpuinventuur 2023 - Toode X demo)'. The page includes buttons for Edit, Create, Print, and Action. A message states: 'This move is configured to be posted automatically at the accounting date: 01.01.2024.' The entry details are as follows:

Partner	Accounting Date
e-arve võimeline	01.01.2024
Reference	Journal
INV-Aastalõpuinventuur 2023 - Toode X demo	Ladu in EUR
Split Journal Items	

Below the details is a table with columns: Label, Partner, Product, Account, Currency, Debit, Credit, Tax Grids, and Quantity.

Label	Partner	Product	Account	Currency	Debit	Credit	Tax Grids	Quantity
INV-Aastalõpuinventuur 2023 - Toode X demo	[x] Toode X demo	13402 Müügiks ostetud kaubad (abi - ootab ostuarvet / ettemaks VB-ga)		EUR	0,00 €	999,00 €		1,00
INV-Aastalõpuinventuur 2023 - Toode X demo	[x] Toode X demo	13401 Müügiks ostetud kaubad		EUR	999,00 €	0,00 €		1,00

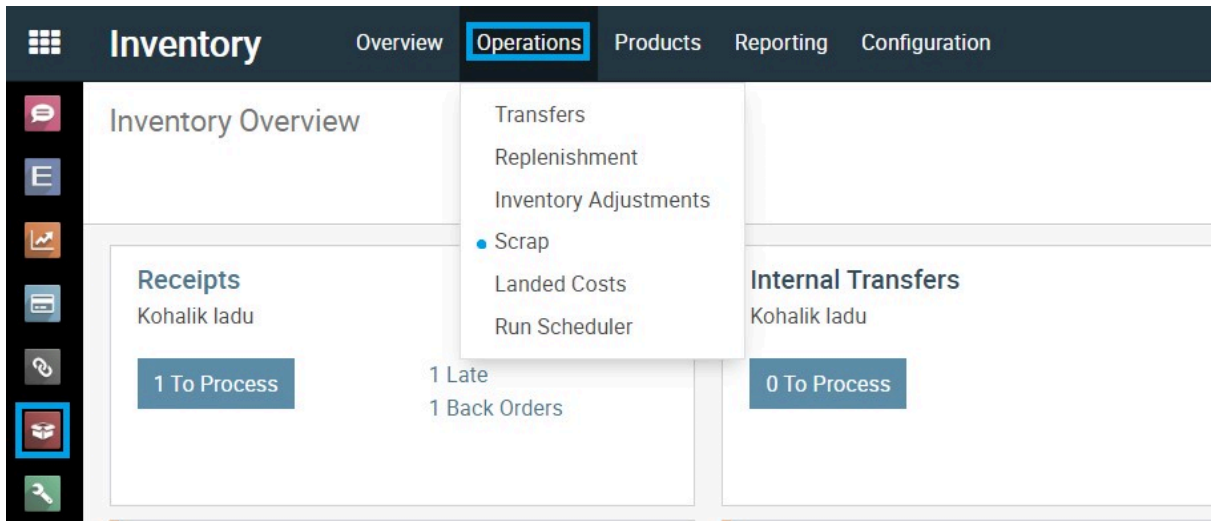
(!) Arvelevõtmine

Arvelevõtmine toimub sarnaselt inventuuriga Inventory -> Operations -> Inventory Adjustments.

Inventuuri sees tuleb valida kas üks toode või mitu toodet ja lisada olemasolevale kogusele lihtsalt soovitud kogus juurde.

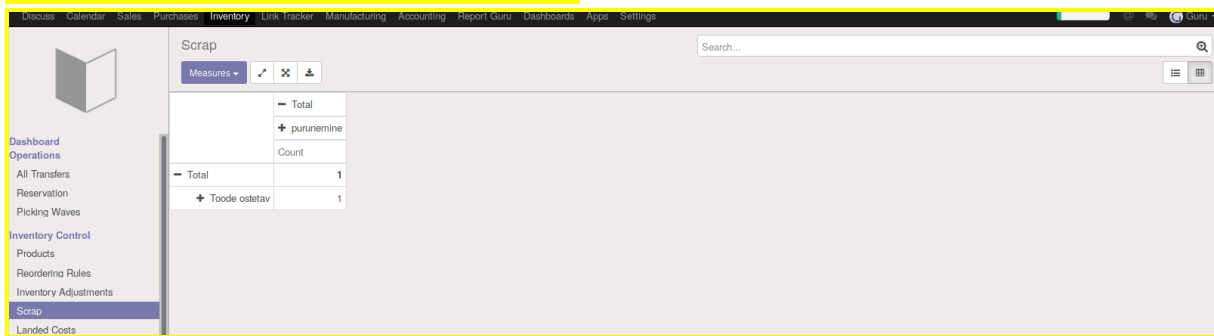
Mahakandmine

Mahakandmine e skrappimine: Inventory -> Operations -> Scrap



Vali toode, kogus, kuupäev.

v10: Mahakandmise aruanne TAGide lõikes:

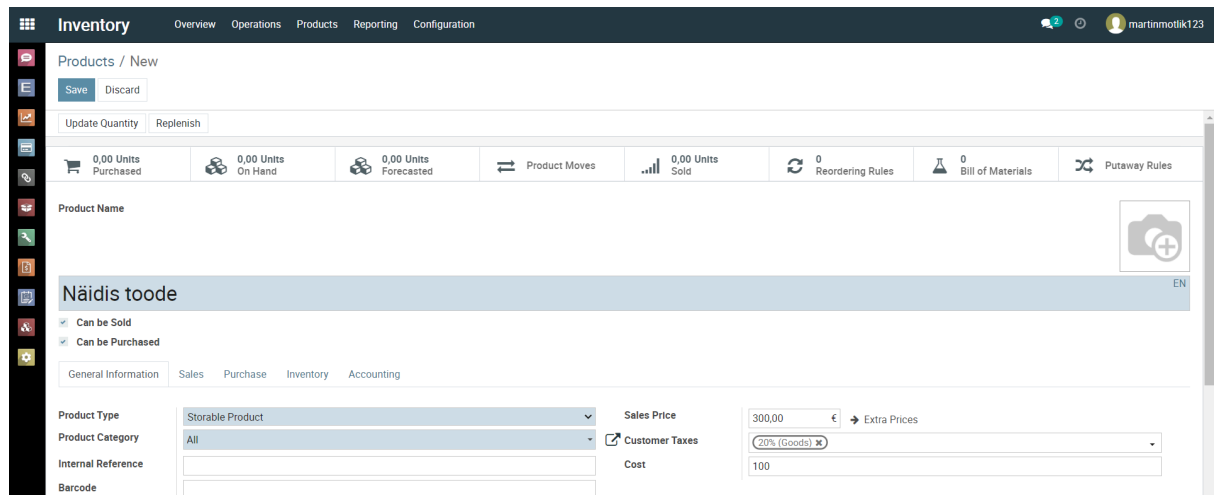


Toode

NB! Tooteid tohivad luua AINULT volitatud isikud!

Valides uuele tootele kategooria, saab valiku järgi vaikimisi määranguid sättida. Näiteks toote tüüp, millal arvele jõuab (tellimuselt/tarnimiselt) ja palju muud. Siis juhtub nii, et valides kategooria, tekivad sätitud määrangud automaatselt. Vaikimisi määrangud saab panna kehtima ühele kasutajale, või kõikidele kasutajatele

Inventory - Products - Create



Type: Stockable - laotoode, Service: teenus, Consumable: tarbitav (kulumaterjal)

Inventory

Overview Operations Products Reporting Configuration

Products / Näidis toode

Save Discard

6 / 6

Näidis toode EN

Can be Sold
Can be Purchased

General Information Sales Purchase **Inventory** Accounting

Operations

Routes

Manufacture
Buy
View Diagram

Logistics

Responsible martinmotlik123

Weight 1,00 kg

Volume 0,2 m³

Manufacturing Lead Time 0,00 days

Customer Lead Time 0,00 days

Counterpart Locations

Production Location Virtual Locations/Production

Inventory Location Virtual Locations/Inventory adjustment

Näidis toode EN

Can be Sold
Can be Purchased

General Information Sales **Purchase** Inventory Accounting

Vendor Currency Price Delivery ...

Add a line

Vendor Bills

Vendor Taxes 020%

Control Policy
On ordered quantities
On received quantities

Routes: kuidas toode süsteemis käitub, muutmine AINULT vastava teadmise olemasolul
Vendors: automaatruidi korral millisele tarnijale RFQ tehakse

Tootekategooria

NB! Tootekategooriaid tohivad luua AINULT volitatud isikud!
Inventory - Configuration - Products - Product Categories

Inventory

Overview Operations Products Reporting Configuration

Product Categories / New

Save Discard

Products Putaway Rules

Category name

Näidis tootekategooria

Parent Category All

Logistics

Force Removal Strategy

Inventory Valuation

Coosting Method Standard Price

Inventory Valuation Automated

Account Properties

Price Difference Account

Income Account 41001 Müüginulu (vaikimisi)

Expense Account 13402 Müügis ostenud kaubad (abi - ootab ostuarvet / ettemaks VB-ga)

Account Stock Properties

Stock Valuation Account 13401 Müügis ostenud kaubad

Stock Journal Müük

Stock Input Account 13402 Müügis ostenud kaubad (abi - ootab ostuarvet / ettemaks VB-ga)

Stock Output Account 50001 Müüginulu (vaikimisi)

Parent: ülemkategooria, moodustub puu
Smart-button üleval paremal kuvab kõik kategooria tooted (alamate omi ei kaasata)

Costing Method, Inventory valuation: Toote väärtuse arvutamise meetodikad
Kontod: reegline toodetel kontosi ei kasutata ja kontod loetakse tootele vahetult tootegrupilt

Partner (klient / tarnija)

Klient

Sales -> Orders -> Customers -> Create

Kõikides vaadetes kasutatakse / kuvatakse partnerid alati samast tabelist. Sõltuvalt vaatest, kas kliente või tarnijaid. Või kontakte. Tavaliselt saab vaatesse võluda filtreid eemaldades kõik partnerid.

Customers / New

Save Discard

Kontrolli e-arve võimekust

\$ 0 Sales 0 Purchases 0% On-time Rate 0.00 Invoiced 0 Vendor Bills

Individual Company

Testiklient AS

Company

Address Type: Contact

Address: Street, Street 2, City, State, ZIP

VAT: e.g. BE0477472701

Company Registry

GLN

EDI Code

Job Position: e.g. Sales Director

Phone

Mobile

Email

Website Link: e.g. https://www.odoo.com

Title: Master

OVT Nr

Language: English (US)

Tags

e-arve võimeline

Contacts & Addresses Sales & Purchase Invoicing Internal Notes

Add

Partner saab olla kas eraisik või ettevõtte. Mõlema puhul saab kasutada alampartnereid (kontakte) nagu näiteks tarneaadress või arveaadress.

Customers / New

Save Discard

Kontrolli e-arve võimekust

Individual Company

Testiklient AS

Company

Address Type: Contact

Address: Street, Street 2, City, State, ZIP

VAT: e.g. BE0477472701

Company Registry

GLN

EDI Code

Job Position: e.g. Sales Director

Phone

Mobile

Email

Website Link: e.g. https://www.odoo.com

Title: Master

OVT Nr

Language: English (US)

Tags

e-arve võimeline

Contacts & Addresses Sales & Purchase Invoicing Internal Notes

Add

Create Contact

Contact Invoice Address Delivery Address Other Address Private Address

Contact Name

Title: e.g. Mr

Job Position: e.g. Sales Director

Notes: Internal notes...

Email

Phone

Mobile

GLN

EDI Code

Save & Close Save & New Discard

Eraisikule saab määrata ülempartneriks ettevõtte. Ettevõttele ülempartnerit määrata ei saa.

Testiklient AS

Company

Tarnija

Purchase -> Orders -> Vendors -> Create

Tähtis on märkida partneri kaardile kas ta on klient või tarnija. Lisaks muidugi tema raamatupidamiskontod, VAT, regnumber, aadress, riik jms.

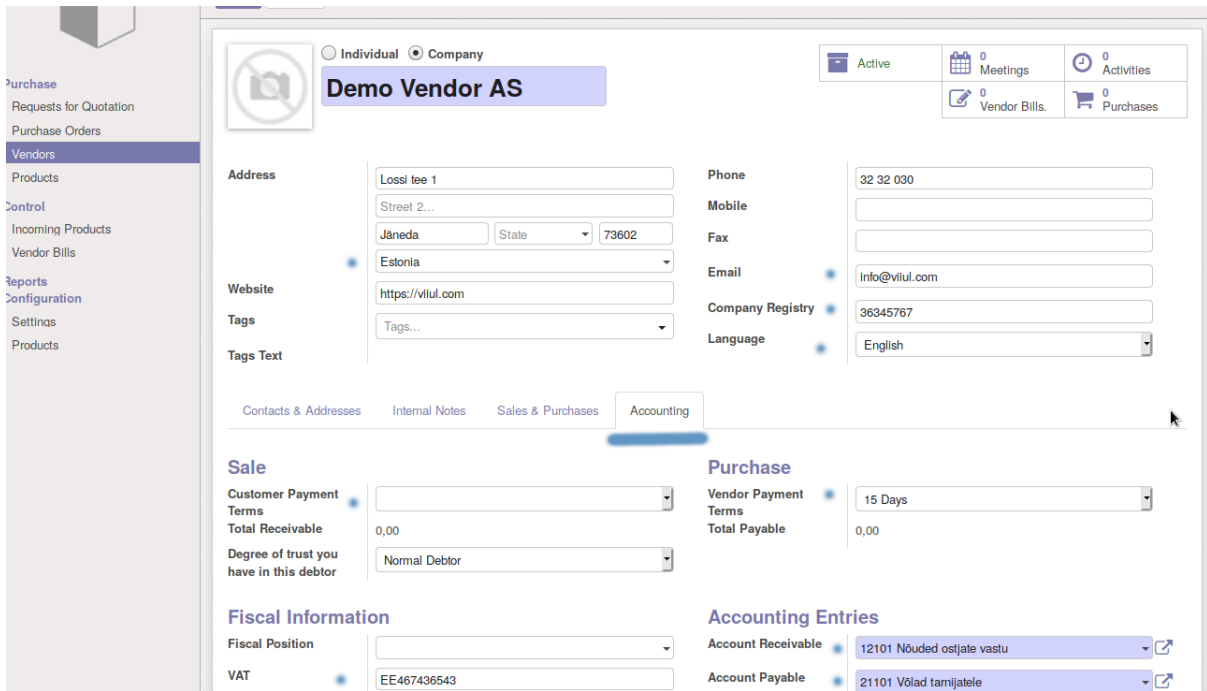
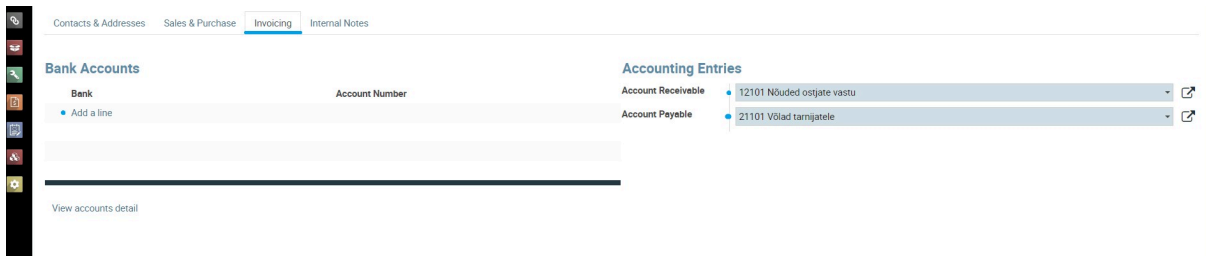
Eesti **KMD** vajab partneri kaardile riiki "Eesti", muidu INF A ja B ei tea et partner tuleb sinna kaasata.

The screenshot shows the Odoo Purchase Vendor creation interface. At the top, there are navigation tabs: Purchase, Orders, Products, Reporting, and Configuration. The user is logged in as 'martinmotik123'. The form is for 'Demo Vendor AS' and is set to 'Company' type. The form is divided into several sections:

- Address:** Includes fields for Street 1, Street 2, City (Järeda), State, and Zip (73602). Country is set to Estonia.
- VAT:** Includes VAT ID (e.g. BE0477472701) and Company Registry (36345767).
- GLN:** A field for the Global Location Number.
- EDI Code:** A field for the EDI Code.
- Phone:** Includes Phone (+372 323 2030) and Mobile.
- Email:** Includes Email (Info@viiul.com) and Website Link (https://viiul.com).
- OVT Nr:** A field for the OVT number.
- Language:** Set to English (US).
- Tags:** A dropdown menu for tags.
- e-arve võimaline:** A checkbox for e-invoicing.

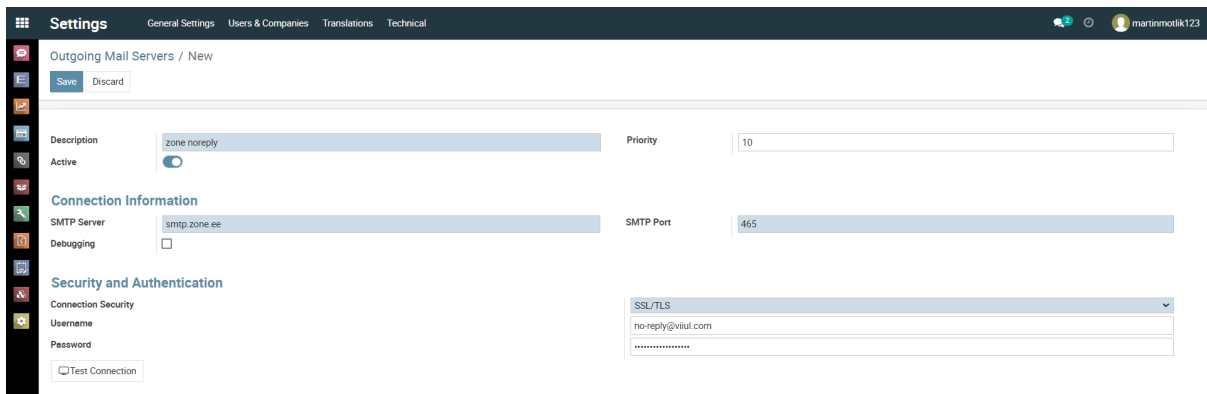
Below the main form, there are tabs for 'Sales & Purchase', 'Invoicing', and 'Internal Notes'. The 'Sales & Purchase' tab is active, showing:

- Sales:** Salesperson, Sales Team, Payment Terms (15 Days), and Pricelist (Public Pricelist (EUR)).
- Purchase:** Payment Terms (15 Days), Receipt Reminder, and Supplier Currency (EUR).
- Fiscal Information:** Fiscal Position.
- Misc:** Reference, Industry, and E-arve teenusepakkujale Arve edastamise meetod.
- Inventory:** Customer Location (Partner Locations/Customers) and Vendor Location (Partner Locations/Vendors).



E-mailide väljasaatmine

Settings - Technical - Email - Outgoing Mail Servers - Create



NB! Vaikimisi saadetakse välja kõik kirjad mis järjekorras ootavad

Algsaldod raamatupidamises

Invoicing - Accounting - Journal Entries

Date	Number	Partner	Reference	Journal	Total	Status
01.01.2024	ladu/00064		INV/Aastalõuventuur 2023 - Toode X demo	Ladu	999,00	Draft
30.11.2023	ladu/00063	DEMO CUSTOMER	WH/IN/00049 - Toode Y demo	Ladu	10,00	Posted
30.11.2023	ladu/00062	DEMO CUSTOMER	WH/OUT/00017 - Toode Y demo	Ladu	10,00	Posted
30.11.2023	ladu/00061	DEMO CUSTOMER	WH/IN/00048 - Toode X demo	Ladu	999,00	Posted
30.11.2023	ladu/00060	DEMO CUSTOMER	WH/OUT/00016 - Toode X demo	Ladu	999,00	Posted
30.11.2023	ladu/00059	DEMO VENDOR	WH/IN/00044 - Toode X demo	Ladu	999,00	Posted
30.11.2023	ladu/00058	DEMO VENDOR	WH/IN/00047 - Toode Y demo	Ladu	10,00	Posted
28.11.2023	ladu/00057		WH/IN/00045 - Toode X demo	Ladu	2 997,00	Posted
27.11.2023	ladu/00056		WH/IN/00043 - Toode X demo	Ladu	999,00	Posted
					8 022,00	

Partneri algsaldo puhul tuleb vastavale kontole lisada partner. Kui konto on Payable/Receivable tüüpi (partneri saldo puhul tavaliselt nii on) tekib nõue automaatselt. Juhul kui on soov pidada arvet reaalsete arvete üle, tuleb sisestada süsteemi reaalsed arved reaalsete kuupäevadega. Silmas tuleb pidada, et kui mõni arve on osaliselt juba tasutud, peab uues süsteemis kajastama arvele lisaks ka makse või arve ainult avatud väärtuses.

Lisavaatamist

Kasutaja lisamine ja filtrid [link](#)

Filtri loomine ja salvestamine, et kuvada korraga nii aktiivsed, kui passiivsed tooted [link](#)

Hinnapakkumine + *attachment* ja meili tempel (e-posti-mall)[link](#)

Laoliikumised

ehk Transfers

Sisemine liikumine

Juhul kui liigutatakse kaupa oma lao piires, tuleks valida

Inventory - **Internal Transfers** (kasti nupp - Picking Type automaatselt paigas)

Category	Item	To Process
Receipts	Kohalik ladu	1 To Process
	1 Late 1 Back Orders	
Internal Transfers	Kohalik ladu	0 To Process
Delivery Orders	Kohalik ladu	0 To Process
Manufacturing	Kohalik ladu	0 To Process
P1 Receipts	Pood 1 ladu	0 To Process
P1 Internal Transfers	Pood 1 ladu	0 To Process
P1 Delivery Orders	Pood 1 ladu	0 To Process
P1 Manufacturing	Pood 1 ladu	0 To Process
P2 Receipts	Pood 2 ladu	0 To Process
P2 Internal Transfers	Pood 2 ladu	0 To Process
P2 Delivery Orders	Pood 2 ladu	0 To Process
P2 Manufacturing	Pood 2 ladu	0 To Process

Reference	From	To	Contact	Scheduled Date	Source Document	Status
REF0001	Laoreet id	Volutpat blandit	John Miller	7 days ago		Ready
REF0002	Volutpat blandit	Volutpat blandit	John Miller	In 49 days		Draft
REF0003	Laoreet id	Laoreet id	Henry Campbell			Done
REF0004	In massa	Laoreet id	Henry Campbell	8 days ago		Waiting Another Operation
REF0005	Laoreet id	Integer vitae	John Miller	In 31 days		Waiting
REF0006	Viverra nam	Laoreet id				Waiting Another Operation
REF0007	Volutpat blandit	Laoreet id				Waiting Another Operation
REF0008	Integer vitae	Integer vitae				Waiting
REF0009	Integer vitae	Volutpat blandit				Cancelled
REF0010	Volutpat blandit	In massa				Ready

No transfer found. Let's create one!

Kõikide sisemiste liikumiste vaatamiseks eemalda “Ready” filter. Uue lisamiseks “Create”. Kõige tähtsam on alati esimesena valida **Picking Type**, mis võimaldab valida eeldefineeritud toodete liikumise teekondi.

Inventory Overview / Kohalik ladu: Internal Transfers / New

Buttons: Save, Discard, Validate, Scrap, Cancel, Send to Telema, Generate Telema XML

Buttons: Draft, Waiting, Ready, Done

Fields:

- Contact: [Dropdown]
- Operation Type: Kohalik ladu: Internal Transfers
- Source Location: WH/Stock
- Destination Location: WH/Stock
- Scheduled Date: 04.12.2023 13:48:47
- Source Document: e.g. PO0032
- Shipping Policy: As soon as possible
- Responsible: martinmotik123

Other Information: Procurement Group

Source Location Zone: asukoht, kust tooted tulevad

Destination Location Zone: asukoht, kuhu tooted liiguvad

NB! juhul kui eelnevalt valitud Picking Type ei võimalda valitud asukohti, kirjutatakse asukohad üle (Picking Type) vaikimisi määrangutega.

Inventory Overview / Kohalik ladu: Internal Transfers / New

Buttons: Save, Discard, Validate, Scrap, Cancel, Send to Telema, Generate Telema XML

Buttons: Draft, Waiting, Ready, Done

Fields:

- Contact: [Dropdown]
- Operation Type: Kohalik ladu: Internal Transfers
- Source Location: WH/Stock
- Destination Location: WH/Stock/Tagumine ladu
- Scheduled Date: 04.12.2023 13:56:09
- Source Document: e.g. PO0032

Product	From	To	Done
Toode X demo	WH/Stock	WH/Stock/Tagumine ladu	0,00

Add a line

Näites on defineeritud “WH/Stock/Tagumine ladu”, mis on lao osa, kuid võimaldab Tagumise lao seisu vaadelda eraldi, Stock sisaldab nii ennast, kui ka Tagumist ladu. Struktuur on defineeritav vastavalt oma vajadustele

Inventory - Configuration - Locations - Create

Inventory Overview Operations Products Reporting Configuration martinmotik123

Locations / New Save Discard

Putaway Rules Current Stock

Location Name
Tagumine ladu

Parent Location
WH/Stock

Additional Information

Location Type
Internal Location

Is a Scrap Location?

Is a Return Location?

External note...

Pank

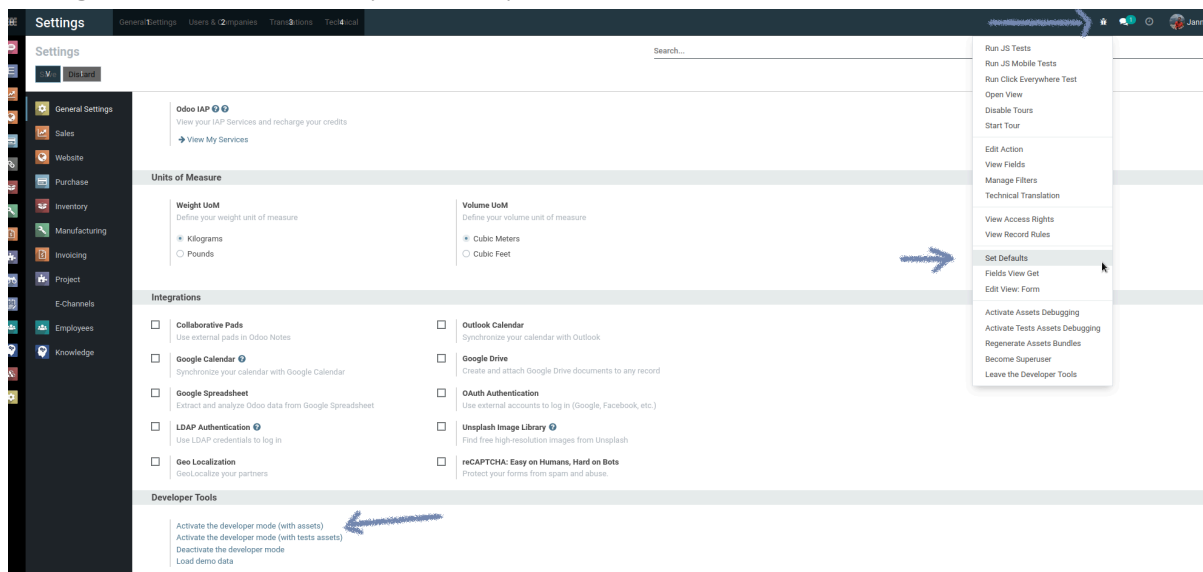
Panga impordi kandel (saadud maksekorraldus - *statement*) tuleb kõik ilusaks teha (kontod, partnerid) enne postitamist.

Juhendi lõi
Janno Lamus
janno@viiul.com

v14 aitas Martin Mõtlük

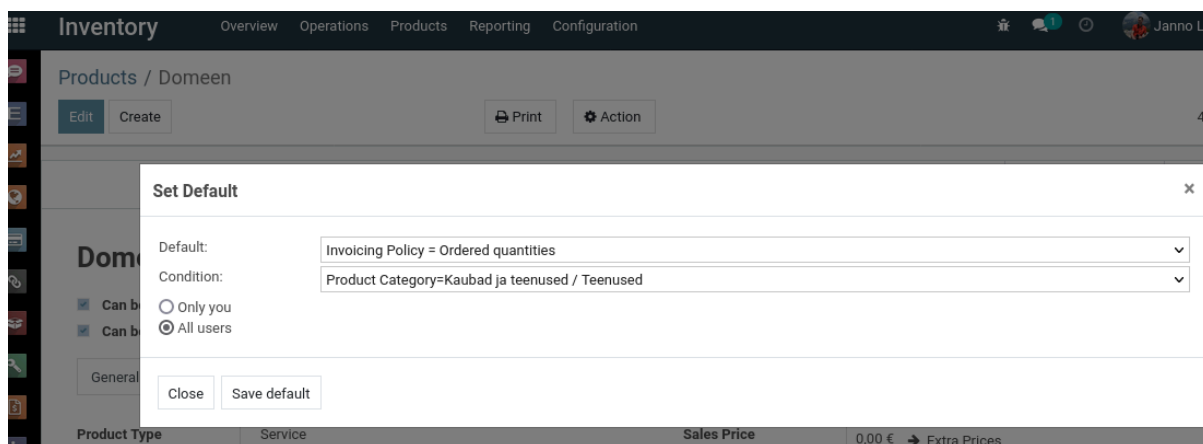
Pro (arendaja) valikud

Settings - Activate the developer mode (pildil ka Set defaults valik)

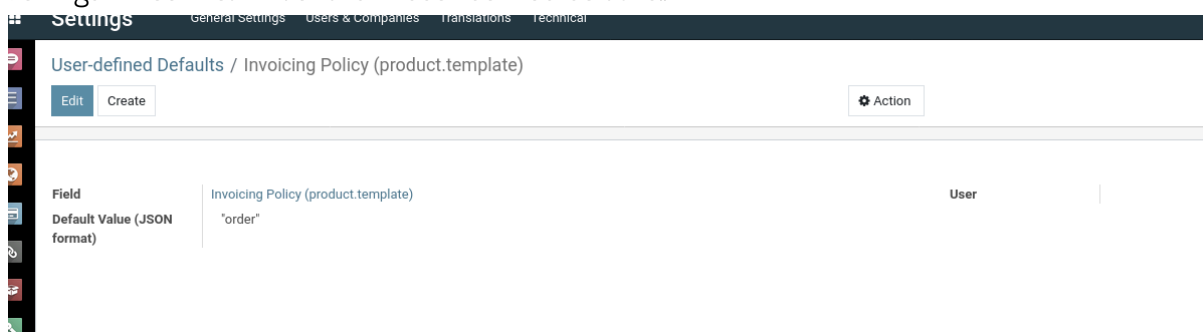


Vaikimisi määrangud (set defaults)

Arendaja režiimis kiibi ikoon + Set defaults



Hiljem saab mängida vaikimisi määrangutega:
Settings - Technical - actions - User defined defaults..



Väärtus (valuation)

Inventory - Reporting - Inventory Valuation (Stock Valuation vaade)

The screenshot shows the Odoo Inventory Stock Valuation report. The report table has columns for Date, Product, Quantity, and Total Value. A blue arrow points from a tooltip '+ märgist saab avada väärtuse uuendamise' to the 'Product Revaluation' dialog box.

Date	Product	Quantity	Total Value
[x] Toode X demo (2)		1,00	1 000,00
[y] Toode Y demo (5)		19,00	190,00
28.06.2023 10:30:17	[y] Toode Y demo	-7,00	-70,00 €
28.06.2023 10:29:43	[y] Toode Y demo	20,00	200,00 €
28.06.2023 10:28:45	[y] Toode Y demo	3,00	30,00 €
28.06.2023 10:28:23	[y] Toode Y demo	2,00	20,00 €
28.06.2023 10:27:02	[y] Toode Y demo	1,00	10,00 €
			1 190,00

Product Revaluation

Current Value: 190,00 € for 19,00 Units

Added Value: 0,00 € = 190,00 € (10,00 € by Units) Use a negative added value to record a decrease in the product value

Reason:

Journal: Ladu

Accounting Date:

Counterpart Account:

Buttons: Revalue, Cancel

KMD

KMD Profiles / eesti KMD

Edit Create

Action

Name eesti KMD
Submitter Person Code
Tax Office Partner Maksu- ja Tolliamet
Show Non-Company Partners
Ignore Partners

Partner Transaction Limit 1 000
Import From File
Export To File

KMD Sales Tax Rate Vat In Period Exception Codes

ID	Tax	VAT Code	Use Base
1	20% (Goods)	1	Base

- * KMD - KMD aruande read
- * Sales Tax Rate -
- * Vat In Period -
- * Exception Codes -

Tarnija arve number

Juhul kui tarnija arvete numbri jälgimine võetakse kasutusele jooksvalt, saab vanadele arvetele arve numbrid tuua REF väljalt.

The image shows two screenshots of the Odoo Settings interface. The top screenshot displays the 'Settings' menu with the 'Technical' tab selected. A search bar is visible at the top right. The left sidebar contains various settings categories: General Settings, Sales, Purchase, Inventory, Manufacturing, and Invoicing. The main content area is divided into sections: Users (2 Active Users), Companies (1 Company), Languages (1 Language), and Business Documents. The 'Script Action' menu item is highlighted in the 'Technical' tab. The bottom screenshot shows the 'Script Action' configuration page. It features a search bar, a 'Create' button, and a table with columns for 'Name' and 'Model'. The table contains one entry: 'Vendor invoice number' with the model 'Journal Entry'. A 'Run' button is highlighted in the bottom right corner of the table.

Invoicing							
All Bills							
Number	Vendor	Accounting Date	Bill Date	Due Date	Vendor Invoice Number	Next Activity	
o00324	Finantsüsteem OÜ	30.06.2023	30.06.2023	21 days ago	1288		
o00322		30.06.2023	30.06.2023	6 days ago	78		
o00321		30.06.2023	30.06.2023	In 8 days	TRT023143292		
o00320		30.06.2023	30.06.2023	17 days ago	383259-23		
o00319		30.06.2023	30.06.2023	17 days ago	BG914479		
o00318		30.06.2023	30.06.2023	5 days ago	20230623591421		
o00317		30.06.2023	30.06.2023	18 days ago	5218/23		
o00323		29.06.2023	29.06.2023	In 4 days	1271		
o00316		16.06.2023	16.06.2023		AB4145571		
o00315		16.06.2023	16.06.2023		23224		
o00314		13.06.2023	13.06.2023	34 days ago	CC19332		
o00313		09.06.2023	09.06.2023	21 days ago	23161		
o00312		09.06.2023	09.06.2023	21 days ago	23160		
o00311		07.06.2023	07.06.2023		2332033		
o00310		02.06.2023	02.06.2023		23205		
o00309		01.06.2023	01.06.2023		2953556		
o00308		31.05.2023	31.05.2023	36 days ago	76		
o00306		31.05.2023	31.05.2023		378365-23		
o00305		31.05.2023	31.05.2023		20230522954636		
o00304		31.05.2023	31.05.2023		4265/23		
o00303		31.05.2023	31.05.2023		AB4127132		
o00302		31.05.2023	31.05.2023		3522157		
o00301		31.05.2023	31.05.2023		TRT023119530		
o00300		26.05.2023	26.05.2023		23191		
o00299		24.05.2023	24.05.2023		2331960		
o00298		24.05.2023	24.05.2023		1238		
o00297		19.05.2023	19.05.2023		23179		
o00296		17.05.2023	17.05.2023		2331586		
o00307		16.05.2023	16.05.2023		1812406		
o00295		15.05.2023	15.05.2023		CC15038		
o00294		12.05.2023	12.05.2023		23168		
o00293	Finantsüsteem OÜ	05.05.2023	05.05.2023	56 days ago	23124		

Vendor Invoice Number
Number
Delivery Address
Bill Reference
Payment Reference
Recipient Bank

Estonia - EE100070008

20230522954636

Telia Eesti AS

20230522954636



(I) Aasta lõpp

selleks et aruannetes (BS, TO, FR) tulu- ja kulukontod ilusti toimiks, tuleb raamatupidamise seadetes näidata "Current Year Earnings" valikuse konto, kuhu saldod koondatakse.

Tulemuseks on kõikide kulu (expense) ja tulu (income) tüüpi kontode majandusaasta lõppsaldode koondamine valitud konto majandusaasta algsaldoks.

The screenshot shows the Odoo Settings interface. On the left is a dark sidebar with navigation icons and labels: General Settings, Sales, Purchase, Inventory, Manufacturing, and Invoicing. The main content area is titled "Settings" and includes a "Save" button, a "Discard" button, and the text "Unsaved changes".

The settings are organized into several sections:

- Warnings:** Includes a checkbox for "Warnings" (Get warnings when invoicing specific customers) and a "Default Incoterm" dropdown menu (Default Incoterm of your company).
- Cash Rounding:** Includes a checkbox for "Cash Rounding" (Define the smallest) and a text input field for "Edasilükatud tulud/t" (13501 Ettemaksed).
- Customer Payments:** Includes a checkbox for "Invoice Online Payment" (Let your customers pay their invoices online) and a checkbox for "QR Codes" (Add a payment QR-co).
- Vendor Bills:** Includes a text input field for "Edasilükatud kulud/Deferred Cost" (12501 Ettemakstud kindlus).
- Vendor Payments:** Includes a checkbox for "Checks" (Print checks to pay your vendors).
- Bank & Cash:** (Section header only).
- Fiscal Periods:** Includes a text input field for "Current Year Earning" (30070 Aruandeaasta kasun).
- Analytics:** (Section header only).

Allhankega tootmine

Toodetav toode

Products > Toodetav toode SCZ3 demo (subcontract)

[Edit](#) [Create](#) [Print](#) [Action](#)

[Update Quantity](#) [Replenish](#)

0,00 Units Purchased	0,00 Units On Hand	0,00 Units Forecasted	Product Moves	Min: 0,00 Max: 0,00	0,00 Units Sold
----------------------	--------------------	-----------------------	---------------	---------------------	-----------------

Toodetav toode SCZ3 demo (subcontract)

Can be Sold
 Can be Purchased

General Information Variants Sales Purchase Inventory Accounting

Product Type	Storable Product	Sales Price	500,0000 € → Extra Prices
Product Category	All / Subcontror manufacturing	Customer Taxes	24%
Internal Reference		Cost	99,0000 € per Units
Barcode		Unit of Measure	Units
HS Code		Purchase Unit of Measure	Units
Location Address			
Country of Origin			

Internal Notes

Products > Toodetav toode SCZ3 demo (subcontract)

[Edit](#) [Create](#) [Print](#) [Action](#)

[Update Quantity](#) [Replenish](#)

0,00 Units Purchased	0,00 Units On Hand	0,00 Units Forecasted	Product Moves	Min: 0,00 Max: 0,00	0,00 Units Sold
----------------------	--------------------	-----------------------	---------------	---------------------	-----------------

Toodetav toode SCZ3 demo (subcontract)

Can be Sold
 Can be Purchased

General Information Variants Sales Purchase Inventory Accounting

Operations	Logistics
Routes <ul style="list-style-type: none"><input checked="" type="checkbox"/> Subcontractor manufacturing<input type="checkbox"/> Manufacture<input type="checkbox"/> Buy<input type="checkbox"/> Make To Order + Make To Stock<input type="checkbox"/> Replenish on Order (MTO)→ View Diagram	Responsible: Appadmin Weight: 0,00 kg Volume: 0,00 m³ Manufacturing Lead Time: 0,00 days Customer Lead Time: 0,00 days
Traceability	Counterpart Locations
Tracking: No Tracking	Production Location: Virtual Locations/Production Inventory Location: Virtual Locations/Inventory adjustment

Toote kategooria

Product Categories > All / Subcontror manufacturing

Edit Create Action

Subcontror manufacturing

Parent Category All

Logistics

Routes
Total routes
Force Removal Strategy

Inventory Valuation

Costing Method First in First Out (FIFO)
Inventory Valuation Automated

Account Properties

Price Difference Account
Income Account 41002 Tulu toode
Expense Account 50002 Müügiükulu toode - Cost of sales products

Account Stock Properties

Stock Valuation Account 13401 Müügiüks ostetud kaubad
Stock Journal Ladu
Stock Input Account 50002 Müügiükulu toode - Cost of sales products
Stock Output Account 50002 Müügiükulu toode - Cost of sales products

Set other input/output accounts on specific locations .

Teekond (route)

Routes > Subcontror manufacturing

Edit Create Action

Please update translations of: Route

Subcontror manufacturing

Sequence 0

Applicable On

Select the places where this route can be selected

Product Categories Warehouses
Products Sales Order Lines

Rules

Action	MTS Rule	MTO Rule	Source Location	Destination Location
Manufacture			WH/Stock	Physical Location/Subcontracting Location
Buy			Physical Locations/Subcontracting Location	WH/Stock

Teekonna reeglid

Rules > Subcontract manufacturing Rule BUY

Edit Create Action

Please update translations of: Name

Subcontract manufacturing Rule BUY

Action Buy
Operation Type Forecr OÜ: Buy from subcontract + type
Destination Location WH/Stock

When products are needed in **WH/Stock**, a request for quotation is created to fulfill the need.

Applicability

Route Subcontractor manufacturing
Warehouse
Sequence 20

Propagation

Propagation of Procurement Group Propagate
Cancel Next Move
Warehouse to Propagate

Edit Create Action

Please update translations of : Name

Subcontract manufacturing Rule MRP

Action Manufacture
 Operation Type Forecr OÜ: Subcontracting manufacturing + (Op Type)
 Source Location WH/Stock
 Destination Location Physical Locations/Subcontracting Location

When products are needed in Physical Locations/Subcontracting Location, a manufacturing order is created to fulfill the need.

The components will be taken from WH/Stock.

Applicability

Route Subcontractor manufacturing
 Warehouse Forecr OÜ
 Sequence 2

Propagation

Propagation of Procurement Group Propagate
 Cancel Next Move
 Warehouse to Propagate

Retsept

Edit Create Print Action

Routing Performance

Product	Toodetav toode SCZ3 demo (subcontract)		Reference	subcontract ++	
Product Variant			BoM Type	Subcontracting	
Quantity	1.00 Units		Subcontractors	Viitl Tarkvara OÜ	
Components	Miscellaneous				

Component		Quantity	Product Unit of Measure
[SCX] Toodetav SCX demo (subcontract component)	0	1,00	Units
[SCY] Toodetav SCY demo (subcontract component)	0	1,00	Units

Ostutellimus (PO)

Edit Create Print Action

1/1 < >

Send PO by Email Create Bill Cancel Lock

RFQ RFQ Sent **Purchase Order**

Vendor Bills Receipt

Purchase Order
 ☆ P01367

Vendor: Viitl Tarkvara OÜ	Confirmation Date: 26.01.2026 21:03:30
Vendor Reference:	Receipt Date: 27.01.2026 12:00:00
Purchase Agreement:	Effective Date: 26.01.2026 21:07:59
Currency: EUR	

Product	Description	Quantity	Received	Billed	UoM	Unit Price	Tax*	Subtotal	1
Toodetav toode SCZ3 demo (subcontract)	Toodetav toode SCZ3 demo (subcontract)	1,00	1,00	1,00	Units	18,0000	@22% EU j@li@ri@kaup	18,00 €	

Untaxed Amount:	18,00 €
Taxes:	0,00 €
Total:	18,00 €

Automaatne tootmistellimus

Manufacturing Orders > WH/SBC/00066

Edit Create Print Action 1/80

Mark as Done Unreserve Scrap Split Mo Cancel Draft Confirmed In Progress Do

☆ WH/SBC/00066

Board SN	Scheduled Date	27.01.2026 12:00:00
SSD SN	Responsible	Appadmin
SOM SN	SO Name	
MO Comment	Delivery Date	
GP 99 999	Actual Delivery Date	
Product Toodetav toode SCZ3 demo (subcontract)	CRD	
Quantity 0,00 / 1,00 Units To Produce	Tracking Nr	
Bill of Material subcontract ++: Toodetav toode SCZ3 demo (subcontract)	Carrier	
	Order Type	
	Software	
	Period	
	SO Customer	
	Analytic Tags	

Components Work Orders By-Products Miscellaneous

Product	Product Category	To Consume	Reserved	Consumed	Unit of Measure
[SCX] Toode SCX demo (subcontract component)	All / Lactooded	0,00 / 1,00	1,00	0,00	Units
[SCY] Toode SCY demo (subcontract component)	All / Lactooded	0,00 / 1,00	1,00	0,00	Units

Enne tootmistellimuse kinnitamist (*mark as done*) tuleb vajalikud komponendid viia käsitsi allhankelattu.

Kinnitatud tootmistellimuse liikumised

Manufacturing Orders > WH/SBC/00066 > Inventory Moves

Search...

Filters Group By Favorites 1-3/3

Date	Reference	Product	Lot/Serial Number	From	To	Quantity Done	Unit of Measure	Status
26.01.2026 21:07:11	WH/SBC/00066	Toodetav toode SCZ3 demo (subcontract)		Virtual Locations/Production	Physical Locations/Subcontracting Location	1,00	Units	Done
26.01.2026 21:07:11	WH/SBC/00066	[SCX] Toode SCX demo (subcontract component)		Physical Locations/Subcontracting Location	Virtual Locations/Production	1,00	Units	Done
26.01.2026 21:07:11	WH/SBC/00066	[SCY] Toode SCY demo (subcontract component)		Physical Locations/Subcontracting Location	Virtual Locations/Production	1,00	Units	Done

Toodete väärtused

Manufacturing Orders > WH/SBC/00066 > Stock Valuation

Create

Search...

Filters Group By Favorites 1-3/3

Date	Product	Quantity	Unit of Measure	Total Value	Mark
26.01.2026 21:07:11	Toodetav toode SCZ3 demo (subcontract)	1,00	Units	2,00 €	
26.01.2026 21:07:11	[SCY] Toode SCY demo (subcontract component)	-1,00	Units	-1,00 €	
26.01.2026 21:07:11	[SCX] Toode SCX demo (subcontract component)	-1,00	Units	-1,00 €	
				0,00	

Ostutellimuse saateleht (subcontracting -> stock)

Requests for Quotation > P01367 > WH/IN/01390

[Edit](#) [Create](#) [Print](#) [Action](#) 1/1 < >

[Print](#) [Return](#) [Scrap](#) [Unlock](#) [Draft](#) [Waiting](#) [Ready](#) [Done](#)

\$ Valuation

☆ **WH/IN/01390**

Receive From	Viiul Tarkvara OÜ	Scheduled Date	27.01.2026 12:00:00
Destination Location	WH/Stock	Effective Date	26.01.2026 21:07:59
		Source Document	P01367
		Assign Owner	

Operations Additional Info Note

Product	Description	Date Scheduled	Deadline	Demand	Done	Unit of Measure	Serial Numbers
Toodetak toode SC23 demo (subcontract)	Toodetak toode SC23 demo (subcontract)	26.01.2026 21:07:59	15.07.2028 13:00:00	1,00	1,00	Units	

Kuna otutellimuse saatelehega liigub valmistoodete allhankija laost meie lattu ja mõlemad on sisemised asukohad, ei tehta finantskannet.

Ostuarve (ostutellimusest genereeritud)

Requests for Quotation > P01367 > o02628 (allhange3)

[Edit](#) [Create](#) [Print](#) [Action](#) 1/1 < >

[Register Payment](#) [Add Credit Note](#) [Reset to Draft](#) [Export PEPPO](#) [Draft](#) [Posted](#)

1 Purchase Orders

Vendor Bill
o02628

Vendor	Viiul Tarkvara OÜ	Bill Date	26.01.2026
Partner	Opppekeskuse, Jämeda Lääne-Virumaa 73602 Estonia - EE102005521	Bill Accounting Date	26.01.2026
Vendor Invoice Number	allhange3	Due Date	26.01.2026
Bill Reference	allhange3	Journal	OH in EUR
Payment Reference		Salesperson	Appadmin
Recipient Bank			

Invoice Lines Journal Items Other Info

Product	Label	Landed Costs	Date From...	Date To	Account	Analytic Account	Analytic TA...	Asset Profile	Quantity...	UoM	Price	Tax	Subtotal
Toodetak toode SC23 de...	P01367: Toodetak toode SC23 demo (subcontract)	<input type="checkbox"/>			50002 Müügiulu toode...				1,00	Units	18,0000	e22% EU põlevd ka...	18,00 €

Totak 18,00 €
Amount Due: 18,00 €

Automaatsed finantskanded

Accounting > Journal Items

Journal Entry: o02628 or WH/SBC/00066 or WH/MO02781 | Date is equal to "26.01.2020" | Journal Entry X | Search...

Journal Items

▼ Filters | Group By | Favorites | 14/4

Date	Court...	Journal	Journal Entry	Account	Partner	Reference	Label	Analytic Account	Taxes	Debit	Credit	Balance
<p>o02628 (alhang3) (E) ostuarve See summa tuleb Landed Cost kandega tootele viia</p>												
26.01.2020	Estonia	Out	o02628 (alhang3)	50002 Müügiühiku toode - Cost of sales products	Viiul Tarkvara...	alhang3	P01367 Toode tarve SCZ3 demo...	o02628 EU järeld kaap		18,00 €	0,00 €	18,00 €
26.01.2020	Estonia	Out	o02628 (alhang3)	21319 Siirendatähtemaks pöörd EL	Viiul Tarkvara...	alhang3	EU-22			3,94 €	0,00 €	3,94 €
26.01.2020	Estonia	Out	o02628 (alhang3)	21307 Müügi käibemaks pöörd EL	Viiul Tarkvara...	alhang3	EU-22			0,00 €	3,94 €	-3,94 €
26.01.2020	Estonia	Out	o02628 (alhang3)	21105 Viisul tarnijale - Приобретение лицензионных программ...	Viiul Tarkvara...	alhang3				0,00 €	18,00 €	-18,00 €
<p>LADU100363 WH/SBC/00066 - Toode tarve SCZ3 demo (subcontract compo... J12) Toode tarve</p>												
26.01.2020	Ladu	LADU100363 WH/SBC/00066 - To...		13102 Tooraine ja materjal (abi - tootmine)		WH/SBC/00066 - Toode tarve S...	WH/SBC/00066 - Toode tarve S...			2,00	2,00	0,00
26.01.2020	Ladu	LADU100363 WH/SBC/00066 - To...		13403 Müügi käibemaks pöörd		WH/SBC/00066 - Toode tarve S...	WH/SBC/00066 - Toode tarve S...			2,00 €	0,00 €	2,00 €
<p>LADU100362 WH/SBC/00066 - Toode SCY demo (subcontract compo... J12) Komponent Y</p>												
26.01.2020	Ladu	LADU100362 WH/SBC/00066 - To...		13101 Tooraine ja materjal (abi - tootmine)		WH/SBC/00066 - Toode SCY demo L...	WH/SBC/00066 - Toode SCY demo L...			0,00 €	1,00 €	-1,00 €
26.01.2020	Ladu	LADU100362 WH/SBC/00066 - To...		13102 Tooraine ja materjal (abi - tootmine)		WH/SBC/00066 - Toode SCY demo L...	WH/SBC/00066 - Toode SCY demo L...			1,00 €	0,00 €	1,00 €
<p>LADU100361 WH/SBC/00066 - Toode SCX demo (subcontract compo... J12) Komponent X</p>												
26.01.2020	Ladu	LADU100361 WH/SBC/00066 - To...		13101 Tooraine ja materjal (abi - tootmine)		WH/SBC/00066 - Toode SCX demo L...	WH/SBC/00066 - Toode SCX demo L...			0,00 €	1,00 €	-1,00 €
26.01.2020	Ladu	LADU100361 WH/SBC/00066 - To...		13102 Tooraine ja materjal (abi - tootmine)		WH/SBC/00066 - Toode SCX demo L...	WH/SBC/00066 - Toode SCX demo L...			1,00 €	0,00 €	1,00 €
										25,94	25,94	0,00

Selleks, et valmistoode saaks laos õige väärtuse, tuleb ostuhind (antud juhul 18.-) viia toote väärtusesse *Landed Cost* tehinguga.